

# Product Datasheet

## CACYBP Antibody H00027101-B01P

Unit Size: 0.05 mg

Aliquot and store at -20C or -80C. Avoid freeze-thaw cycles.

[www.novusbio.com](http://www.novusbio.com)



[technical@novusbio.com](mailto:technical@novusbio.com)

Protocols, Publications, Related Products, Reviews, Research Tools and Images at:  
[www.novusbio.com/H00027101-B01P](http://www.novusbio.com/H00027101-B01P)

Updated 1/12/2021 v.20.1

Earn rewards for product  
reviews and publications.

Submit a publication at [www.novusbio.com/publications](http://www.novusbio.com/publications)

Submit a review at [www.novusbio.com/reviews/destination/H00027101-B01P](http://www.novusbio.com/reviews/destination/H00027101-B01P)



**H00027101-B01P****CACYBP Antibody**

| <b>Product Information</b> |  |
|----------------------------|--|
| <b>Unit Size</b>           | 0.05 mg  |
| <b>Concentration</b>       | Concentrations vary lot to lot. See vial label for concentration. If unlisted please contact technical services. |
| <b>Storage</b>             | Aliquot and store at -20C or -80C. Avoid freeze-thaw cycles.   |
| <b>Clonality</b>           | Polyclonal   |
| <b>Preservative</b>        | No Preservative  |
| <b>Isotype</b>             | IgG  |
| <b>Purity</b>              | Protein A purified   |
| <b>Buffer</b>              | PBS (pH 7.4)   |

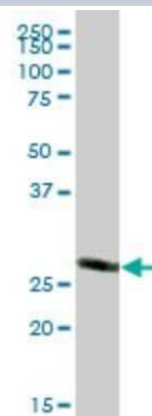
| <b>Product Description</b>     |  |
|--------------------------------|--|
| <b>Host</b>                    | Mouse  |
| <b>Gene ID</b>                 | 27101  |
| <b>Gene Symbol</b>             | CACYBP   |
| <b>Species</b>                 | Human  |
| <b>Specificity/Sensitivity</b> | CACYBP - calcyclin binding protein,  |
| <b>Immunogen</b>               | CACYBP (NP_055227.1, 1 a.a. - 228 a.a.) full-length human protein.<br>MASEELQKDLEEVKVLLEKATRKRVRDALTAEKSKIETEIKNKMQQKSQKKAEL<br>LDNEKPAAVVAPITTGTYVKISNYGWDQSDKFVKIYITLTGVHQVPTENVQVHFT<br>ERSFDLLVKNLNGKSYSMIVNLLKPISEVGSSKKVKTDTVLILCRKKVENTRWD<br>YLTQVEKECKEKEKPSYDTETDPSEGLMNVLLKKIYEDGDDDMKRTINKAWVES<br>REKQAKGDTEF |
| <b>Notes</b>                   | This product is produced by and distributed for Abnova, a company based in Taiwan.   |

| <b>Product Application Details</b> |   |
|------------------------------------|---|
| <b>Applications</b>                | Western Blot, Immunocytochemistry/Immunofluorescence  |
| <b>Recommended Dilutions</b>       | Western Blot 1:500, Immunocytochemistry/Immunofluorescence  |
| <b>Application Notes</b>           | Antibody reactive against transfected lysate and tissue lysate for Western Blot. Has also been used for immunofluorescence and ELISA. |

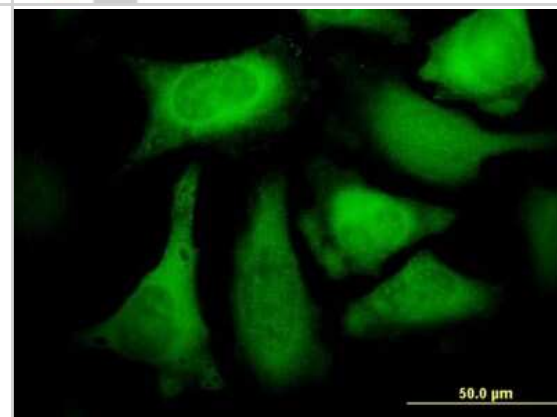


## Images

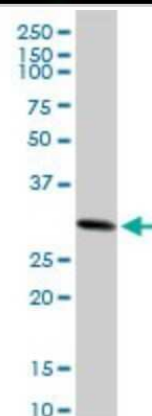
Western Blot: CACYBP Antibody [H00027101-B01P] - Analysis of CACYBP expression in human kidney.



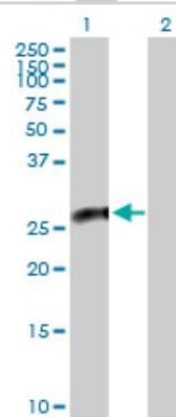
Immunocytochemistry/Immunofluorescence: CACYBP Antibody [H00027101-B01P] - Analysis of purified antibody to CACYBP on HeLa cell. (antibody concentration 10 ug/ml)



Western Blot: CACYBP Antibody [H00027101-B01P] - Analysis of CACYBP expression in HeLa.



Western Blot: CACYBP Antibody [H00027101-B01P] - Analysis of CACYBP expression in transfected 293T cell line by CACYBP polyclonal antibody. Lane 1: CACYBP transfected lysate(25.08 KDa). Lane 2: Non-transfected lysate.



**Novus Biologicals USA**

10730 E. Briarwood Avenue  
Centennial, CO 80112  
USA

Phone: 303.730.1950  
Toll Free: 1.888.506.6887  
Fax: 303.730.1966  
novus@novusbio.com

**Bio-Techne Canada**

21 Canmotor Ave  
Toronto, ON M8Z 4E6  
Canada

Phone: 905.827.6400  
Toll Free: 855.668.8722  
Fax: 905.827.6402  
canada.inquires@bio-techne.com

**Bio-Techne Ltd**

19 Barton Lane  
Abingdon Science Park  
Abingdon, OX14 3NB, United Kingdom  
Phone: (44) (0) 1235 529449  
Free Phone: 0800 37 34 15  
Fax: (44) (0) 1235 533420  
info.EMEA@bio-techne.com

**General Contact Information**

www.novusbio.com  
Technical Support: technical@novusbio.com  
Orders: orders@novusbio.com  
General: novus@novusbio.com

**Limitations**

This product is for research use only and is not approved for use in humans or in clinical diagnosis.  
Primary Antibodies are guaranteed for 1 year from date of receipt.

For more information on our 100% guarantee, please visit [www.novusbio.com/guarantee](http://www.novusbio.com/guarantee)

Earn gift cards/discounts by submitting a review: [www.novusbio.com/reviews/submit/H00027101-B01P](http://www.novusbio.com/reviews/submit/H00027101-B01P)

Earn gift cards/discounts by submitting a publication using this product:  
[www.novusbio.com/publications](http://www.novusbio.com/publications)

