

# Product Datasheet

## STAU2 Antibody (1B9) - Azide and BSA Free H00027067-M04

Unit Size: 0.1 mg

Aliquot and store at -20C or -80C. Avoid freeze-thaw cycles.

[www.novusbio.com](http://www.novusbio.com)



[technical@novusbio.com](mailto:technical@novusbio.com)

Protocols, Publications, Related Products, Reviews, Research Tools and Images at:  
[www.novusbio.com/H00027067-M04](http://www.novusbio.com/H00027067-M04)

Updated 2/21/2025 v.20.1

Earn rewards for product  
reviews and publications.

Submit a publication at [www.novusbio.com/publications](http://www.novusbio.com/publications)

Submit a review at [www.novusbio.com/reviews/destination/H00027067-M04](http://www.novusbio.com/reviews/destination/H00027067-M04)



**H00027067-M04**


STAU2 Antibody (1B9) - Azide and BSA Free

Product Information	
Unit Size	0.1 mg
Concentration	Concentrations vary lot to lot. See vial label for concentration. If unlisted please contact technical services.
Storage	Aliquot and store at -20C or -80C. Avoid freeze-thaw cycles.
Clonality	Monoclonal
Clone	1B9
Preservative	No Preservative
Isotype	IgG1 Kappa
Purity	IgG purified
Buffer	In 1x PBS, pH 7.4
Product Description	
Host	Mouse
Gene ID	27067
Gene Symbol	STAU2
Species	Human
Reactivity Notes	Human. Other species not tested.
Specificity/Sensitivity	STAU2 - staufer, RNA binding protein, homolog 2 (Drosophila)
Immunogen	STAU2 (NP_055208, 2 a.a. ~ 90 a.a) partial recombinant protein with GST tag. MW of the GST tag alone is 26 KDa. LQINQMFSVQLSLGEQTWESEGGSSIKKAQQAVANKALTESTLPKPVQKPPKSN VNNNPGSITPTVELNGLAMKRGEPAIYRPLDPKPPF
Notes	This product is produced by and distributed for Abnova, a company based in Taiwan.
Product Application Details	
Applications	Western Blot, ELISA, Sandwich ELISA
Recommended Dilutions	Western Blot 1:500, ELISA, Sandwich ELISA
Application Notes	Antibody reactive against cell lysate and recombinant protein for western blot. It has also been used for ELISA.

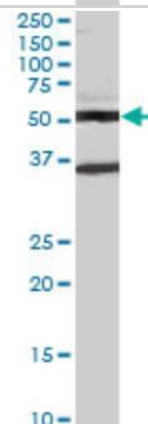


## Images

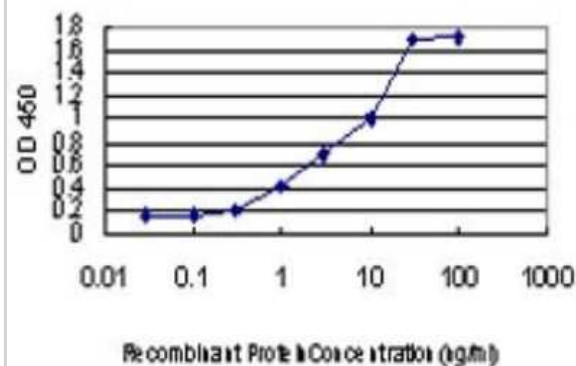
Western Blot: STAU2 Antibody (1B9) [H00027067-M04] - Analysis of STAU2 expression in IMR-32 (Cat # L008V1).



Western Blot: STAU2 Antibody (1B9) [H00027067-M04] - Analysis of STAU2 expression in SW-13 (Cat # L005V1).



Sandwich ELISA: STAU2 Antibody (1B9) [H00027067-M04] - Detection limit for recombinant GST tagged STAU2 is approximately 0.03ng/ml as a capture antibody.





### **Novus Biologicals USA**

10730 E. Briarwood Avenue  
Centennial, CO 80112  
USA  
Phone: 303.730.1950  
Toll Free: 1.888.506.6887  
Fax: 303.730.1966  
nb-customerservice@bio-techne.com

### **Bio-Techne Canada**

21 Canmotor Ave  
Toronto, ON M8Z 4E6  
Canada  
Phone: 905.827.6400  
Toll Free: 855.668.8722  
Fax: 905.827.6402  
canada.inquires@bio-techne.com

### **Bio-Techne Ltd**

19 Barton Lane  
Abingdon Science Park  
Abingdon, OX14 3NB, United Kingdom  
Phone: (44) (0) 1235 529449  
Free Phone: 0800 37 34 15  
Fax: (44) (0) 1235 533420  
info.EMEA@bio-techne.com

### **General Contact Information**

www.novusbio.com  
Technical Support: nb-technical@bio-techne.com  
Orders: nb-customerservice@bio-techne.com  
General: novus@novusbio.com

### **Products Related to H00027067-M04**

HAF007	Goat anti-Mouse IgG Secondary Antibody [HRP]
NB720-B	Rabbit anti-Mouse IgG (H+L) Secondary Antibody [Biotin]
NBP1-43319-0.5mg	Mouse IgG1 Kappa Isotype Control (P3.6.2.8.1)
NBP1-89380PEP	STAU2 Recombinant Protein Antigen

### **Limitations**

This product is for research use only and is not approved for use in humans or in clinical diagnosis. Primary Antibodies are guaranteed for 1 year from date of receipt.

For more information on our 100% guarantee, please visit [www.novusbio.com/guarantee](http://www.novusbio.com/guarantee)

Earn gift cards/discounts by submitting a review: [www.novusbio.com/reviews/submit/H00027067-M04](http://www.novusbio.com/reviews/submit/H00027067-M04)

Earn gift cards/discounts by submitting a publication using this product:  
[www.novusbio.com/publications](http://www.novusbio.com/publications)

