

Product Datasheet

GAPDH-2 Antibody (2E3-2E10) - Azide and BSA Free H00026330-M01

Unit Size: 0.1 mg

Aliquot and store at -20C or -80C. Avoid freeze-thaw cycles.

www.novusbio.com



technical@novusbio.com

Publications: 12

Protocols, Publications, Related Products, Reviews, Research Tools and Images at:
www.novusbio.com/H00026330-M01

Updated 2/21/2025 v.20.1

Earn rewards for product
reviews and publications.

Submit a publication at www.novusbio.com/publications

Submit a review at www.novusbio.com/reviews/destination/H00026330-M01



H00026330-M01

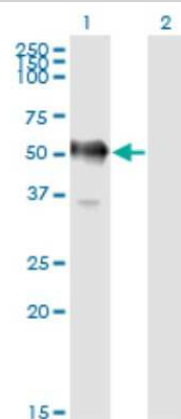
GAPDH-2 Antibody (2E3-2E10) - Azide and BSA Free

Product Information	
Unit Size	0.1 mg
Concentration	Concentrations vary lot to lot. See vial label for concentration. If unlisted please contact technical services.
Storage	Aliquot and store at -20C or -80C. Avoid freeze-thaw cycles.
Clonality	Monoclonal
Clone	2E3-2E10
Preservative	No Preservative
Isotype	IgG1 Kappa
Purity	IgG purified
Buffer	In 1x PBS, pH 7.4
Product Description	
Host	Mouse
Gene ID	26330
Gene Symbol	GAPDHS
Species	Human, E. coli
Reactivity Notes	Human. Other species not tested.
Specificity/Sensitivity	GAPDHS - glyceraldehyde-3-phosphate dehydrogenase, spermatogenic
Immunogen	GAPDS (AAH36373, 1 a.a. ~ 408 a.a) full-length recombinant protein with GST tag. MW of the GST tag alone is 26 KDa. MSKRDIVLTNVTVVQLLRQPCPVTRAPPPPEPKAEVEPQQPQPEPTPVREEIKPP PPPLPPHPATPPPKMVSVARELTVGINGFGRIGRLVLRACMEKGVKVAVNDP FIDPEYMYMFKYDSTHGRYKGSVEFRNGQLVVDNHEISVYQCKEPKQIPWRA VGSPYVVESTGVYLSIQAASDHISAGAQRVVISAPSPDAPMFVMGVNENDYNP GSMNIVSNASCTTNCLAPLAKVIHERFGIVEGLMTTVHSYTATQKTVDGPSRKA WRDGRGAHQNIIPASTGAAKAVTKVIPELKGKLTGMAFRVPTPDVSVDLTCRL AQPAPYSAIKEAVKAAAKGPMAGILAYTEDEVVSTDFLGDTHSSIFDAKAGIALN DNFVKLISWYDNEYGYSHRVVDLLRYMFSRDK
Notes	This product is produced by and distributed for Abnova, a company based in Taiwan.
Product Application Details	
Applications	Western Blot, ELISA, Immunohistochemistry, Immunohistochemistry-Paraffin, Sandwich ELISA
Recommended Dilutions	Western Blot 1:500, ELISA, Immunohistochemistry, Immunohistochemistry-Paraffin, Sandwich ELISA
Application Notes	Antibody reactive against recombinant protein for Western Blot. Has also been used for immunohistochemistry (paraffin) and ELISA.

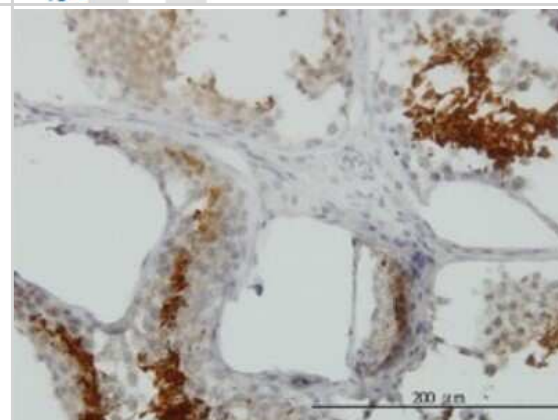


Images

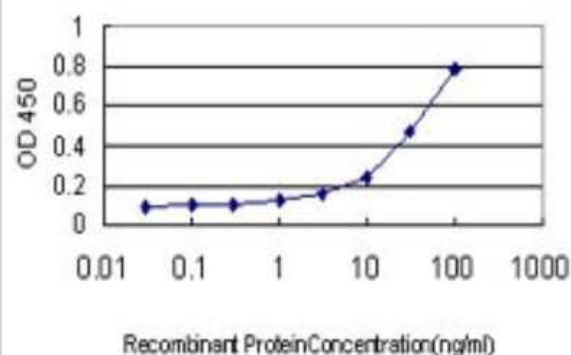
Western Blot: GAPDH-2 Antibody (2E3-2E10) [H00026330-M01] - Analysis of GAPDHS expression in transfected 293T cell line by GAPDS monoclonal antibody (M01), clone 2E3-2E10. Lane 1: GAPDHS transfected lysate(44.5 KDa). Lane 2: Non-transfected lysate.



Immunohistochemistry-Paraffin: GAPDH-2 Antibody (2E3-2E10) [H00026330-M01] - Analysis of monoclonal antibody to GAPDHS on formalin-fixed paraffin-embedded human testis. Antibody concentration 1.5 ug/ml.



Sandwich ELISA: GAPDH-2 Antibody (2E3-2E10) [H00026330-M01] - Detection limit for recombinant GST tagged GAPDHS is approximately 1ng/ml as a capture antibody.



Publications

- Elkina Y, Kuravsky M, Eldarov M et al. Recombinant human sperm-specific glyceraldehyde-3-phosphate dehydrogenase: Structural basis for enhanced stability. *Biochim Biophys Acta*. 2010-09-15 [PMID: 20833277]
- Davis BN, Hilyard AC, Nguyen PN et al. Induction of microRNA-221 by platelet-derived growth factor signaling is critical for modulation of vascular smooth muscle phenotype. *J Biol Chem*. 2008-12-16 [PMID: 19088079]
- Davis BN, Hilyard AC, Nguyen PH et al. Smad proteins bind a conserved RNA sequence to promote microRNA maturation by Drosha. *Mol Cell*. 2010-08-13 [PMID: 20705240]
- Chan MC, Weisman AS, Kang H et al. The amiloride derivative phenamil attenuates pulmonary vascular remodeling by activating NFAT and the BMP signaling pathway. *Mol Cell Biol*. 2010-12-06 [PMID: 21135135]
- Davis-Dusenbery BN, Chan MC, Reno KE et al. Down-regulation of KLF4 by MIR-143/145 is critical for modulation of vascular smooth muscle cell phenotype by TGF- β and BMP. *J Biol Chem*. 2011-06-13 [PMID: 21673106]
- Kang H, Davis-Dusenbery BN, Nguyen PH et al. Bone morphogenetic protein 4 promotes vascular smooth muscle contractility by activating miR-21, which downregulates expression of the family of Dedicator of Cytokinesis (DOCK) proteins. *J Biol Chem*. 2011-12-09 [PMID: 22158624]
- Kuravsky ML, Schmalhausen EV, Pozdnyakova NV, Muronetz VI. Isolation of antibodies against different protein conformations using immunoaffinity chromatography. *Anal Biochem*. 2012-04-03 [PMID: 22484035]
- Kang H, Louie J, Weisman A et al. Inhibition of microRNA-302 (miR-302) by bone morphogenetic protein 4 (BMP4) facilitates the BMP signaling pathway. *J Biol Chem*. 2012-09-17 [PMID: 22988237]
- Kim S, Hata A, Kang H. Down-Regulation of miR-96 by Bone Morphogenetic Protein Signaling is Critical for Vascular Smooth Muscle Cell Phenotype Modulation. *J Cell Biochem*. 2013-12-04 [PMID: 24375867]
- Shchutskaya YY, Elkina YL, Kuravsky ML et al. Investigation of glyceraldehyde-3-phosphate dehydrogenase from human sperms. *Biochemistry (Mosc)*;73(2):185-91. 2008-02-01 [PMID: 18298375]
- Chan MC, Hilyard AC, Wu C et al. Molecular basis for antagonism between PDGF and the TGF β family of signalling pathways by control of miR-24 expression. *EMBO J* 29(3):559-73. 2010-02-03 [PMID: 20019669]
- Davis BN, Hilyard AC, Lagna G et al. SMAD proteins control DROSHA-mediated microRNA maturation. *Nature*;454(7200):56-61. 2008-07-03 [PMID: 18548003]





Novus Biologicals USA

10730 E. Briarwood Avenue
Centennial, CO 80112
USA
Phone: 303.730.1950
Toll Free: 1.888.506.6887
Fax: 303.730.1966
nb-customerservice@bio-techne.com

Bio-Techne Canada

21 Canmotor Ave
Toronto, ON M8Z 4E6
Canada
Phone: 905.827.6400
Toll Free: 855.668.8722
Fax: 905.827.6402
canada.inquires@bio-techne.com

Bio-Techne Ltd

19 Barton Lane
Abingdon Science Park
Abingdon, OX14 3NB, United Kingdom
Phone: (44) (0) 1235 529449
Free Phone: 0800 37 34 15
Fax: (44) (0) 1235 533420
info.EMEA@bio-techne.com

General Contact Information

www.novusbio.com
Technical Support: nb-technical@bio-techne.com
Orders: nb-customerservice@bio-techne.com
General: novus@novusbio.com

Products Related to H00026330-M01

HAF007	Goat anti-Mouse IgG Secondary Antibody [HRP]
NB720-B	Rabbit anti-Mouse IgG (H+L) Secondary Antibody [Biotin]
NBP1-43319-0.5mg	Mouse IgG1 Kappa Isotype Control (P3.6.2.8.1)
H00026330-P01-10ug	Recombinant Human GAPDH-2 GST (N-Term) Protein

Limitations

This product is for research use only and is not approved for use in humans or in clinical diagnosis. Primary Antibodies are guaranteed for 1 year from date of receipt.

For more information on our 100% guarantee, please visit www.novusbio.com/guarantee

Earn gift cards/discounts by submitting a review: www.novusbio.com/reviews/submit/H00026330-M01

Earn gift cards/discounts by submitting a publication using this product:
www.novusbio.com/publications

