

Product Datasheet

FGF-21 Antibody (2F11) H00026291-M01

Unit Size: 0.1 mg

Aliquot and store at -20C or -80C. Avoid freeze-thaw cycles.

www.novusbio.com



technical@novusbio.com

Protocols, Publications, Related Products, Reviews, Research Tools and Images at:
www.novusbio.com/H00026291-M01

Updated 7/16/2023 v.20.1

Earn rewards for product
reviews and publications.

Submit a publication at www.novusbio.com/publications

Submit a review at www.novusbio.com/reviews/destination/H00026291-M01



H00026291-M01**FGF-21 Antibody (2F11)**

Product Information	
Unit Size	0.1 mg
Concentration	Concentrations vary lot to lot. See vial label for concentration. If unlisted please contact technical services.
Storage	Aliquot and store at -20C or -80C. Avoid freeze-thaw cycles.
Clonality	Monoclonal
Clone	2F11
Preservative	No Preservative
Isotype	IgG1 Kappa
Purity	IgG purified
Buffer	In 1x PBS, pH 7.4

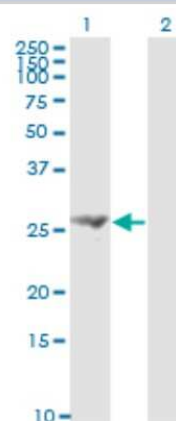
Product Description	
Host	Mouse
Gene ID	26291
Gene Symbol	FGF21
Species	Human
Specificity/Sensitivity	FGF21 - fibroblast growth factor 21
Immunogen	FGF21 (AAH18404, 30 a.a. ~ 209 a.a) full-length recombinant protein with GST tag. MW of the GST tag alone is 26 KDa. PIPDSSPLLQFGGQVRQRYLYTDDAQQTEAHLEIREDGTVGGAADQSPESELLQ LKALKPGVIQILGVKTSRFLCQRPDGALYGSLHFDPEACSFRELLLEDGYNVYQ SEAHGLPLHLPGNKSPHRDPAPRGPARFLPLPGLPPAPPEPPGILAPQPPDVG SSDPLSMVGPSQGRSPSYAS
Notes	This product is produced by and distributed for Abnova, a company based in Taiwan.

Product Application Details	
Applications	Western Blot, ELISA, Immunohistochemistry, Immunohistochemistry-Paraffin
Recommended Dilutions	Western Blot 1:500, ELISA, Immunohistochemistry, Immunohistochemistry-Paraffin
Application Notes	Antibody reactive against recombinant protein for Western Blot. Has also been used for immunohistochemistry (paraffin) and ELISA.

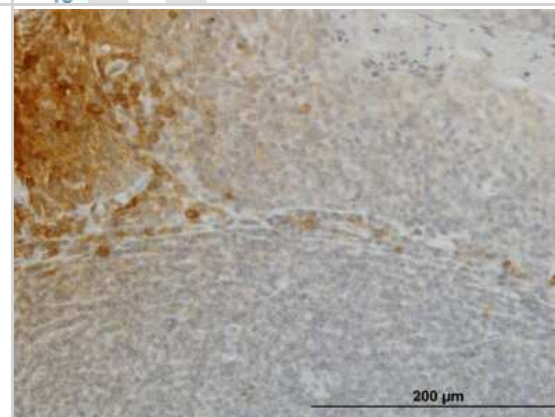


Images

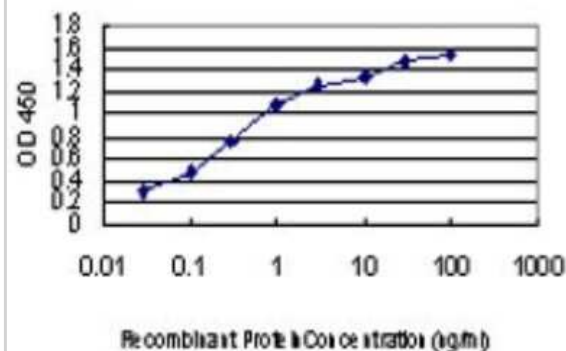
Western Blot: FGF-21 Antibody (2F11) [H00026291-M01] - Analysis of FGF21 expression in transfected 293T cell line by FGF21 monoclonal antibody (M01), clone 2F11. Lane 1: FGF21 transfected lysate(22.3 KDa). Lane 2: Non-transfected lysate.



Immunohistochemistry-Paraffin: FGF-21 Antibody (2F11) [H00026291-M01] - Analysis of monoclonal antibody to FGF21 on formalin-fixed paraffin-embedded human tonsil. Antibody concentration 3 ug/ml.



ELISA: FGF-21 Antibody (2F11) [H00026291-M01] - Detection limit for recombinant GST tagged FGF21 is approximately 0.03ng/ml as a capture antibody.





Novus Biologicals USA

10730 E. Briarwood Avenue
Centennial, CO 80112
USA
Phone: 303.730.1950
Toll Free: 1.888.506.6887
Fax: 303.730.1966
novus@novusbio.com

Bio-Techne Canada

21 Canmotor Ave
Toronto, ON M8Z 4E6
Canada
Phone: 905.827.6400
Toll Free: 855.668.8722
Fax: 905.827.6402
canada.inquires@bio-techne.com

Bio-Techne Ltd

19 Barton Lane
Abingdon Science Park
Abingdon, OX14 3NB, United Kingdom
Phone: (44) (0) 1235 529449
Free Phone: 0800 37 34 15
Fax: (44) (0) 1235 533420
info.EMEA@bio-techne.com

General Contact Information

www.novusbio.com
Technical Support: technical@novusbio.com
Orders: orders@novusbio.com
General: novus@novusbio.com

Limitations

This product is for research use only and is not approved for use in humans or in clinical diagnosis. Primary Antibodies are guaranteed for 1 year from date of receipt.

For more information on our 100% guarantee, please visit www.novusbio.com/guarantee

Earn gift cards/discounts by submitting a review: www.novusbio.com/reviews/submit/H00026291-M01

Earn gift cards/discounts by submitting a publication using this product:
www.novusbio.com/publications

