

# Product Datasheet

## PHGDH Antibody H00026227-B01P

Unit Size: 0.05 mg

Aliquot and store at -20C or -80C. Avoid freeze-thaw cycles.

[www.novusbio.com](http://www.novusbio.com)



[technical@novusbio.com](mailto:technical@novusbio.com)

Protocols, Publications, Related Products, Reviews, Research Tools and Images at:  
[www.novusbio.com/H00026227-B01P](http://www.novusbio.com/H00026227-B01P)

Updated 1/12/2021 v.20.1

Earn rewards for product  
reviews and publications.

Submit a publication at [www.novusbio.com/publications](http://www.novusbio.com/publications)

Submit a review at [www.novusbio.com/reviews/destination/H00026227-B01P](http://www.novusbio.com/reviews/destination/H00026227-B01P)



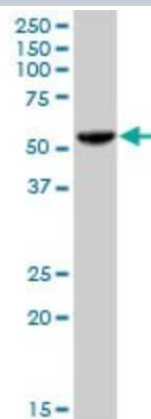
**H00026227-B01P**

## PHGDH Antibody


Product Information	
Unit Size	0.05 mg
Concentration	Concentrations vary lot to lot. See vial label for concentration. If unlisted please contact technical services.
Storage	Aliquot and store at -20C or -80C. Avoid freeze-thaw cycles.
Clonality	Polyclonal
Preservative	No Preservative
Isotype	IgG
Purity	Protein G purified
Buffer	PBS (pH 7.4)
Product Description	
Host	Mouse
Gene ID	26227
Gene Symbol	PHGDH
Species	Human, Mouse
Immunogen	PHGDH (NP_006614.2, 1 a.a. - 533 a.a.) full-length human protein. MAFANLRKVLISDSLDPCCRKILQDGGGLQVVEKQNLKEELIAELQDCEGLIVRS ATKVTADVINAEEKLQVVGRAGTGVNDVLEAATRKGILVMNTPNGNSLSAAEL TCGMIMCLARQIPQATASMKDGKWERKKFMGTELNKTLGILGLGRIGREVAT RMQSFGMKTIGYDPIISPEVSASFVQQLPLEEIWPLCDFITVHTPLLPSTTGLL NDNTFAQCKKGVVVNCARGGIVDEGALLRALQSGQCAGAALDVFTEEPPRD RALVDHENVISCPHLGASTKEAQSRCGEEIAVQFVDMVKGKSLTGVVNAQALT SAFSPHTKPWIGLAEALGTLMRAWAGSPKGTIQVITQGTSLKNAGNCLSPAVIV GLLKEASKQADVNLVNAKLLVKEAGLNVTTSHSPAAPGEQGFGECLAVALAG APYQAVGLVQGTPVLQGLNGAVFRPEVPLRRDLPLLLFRTQTSDPAMLPTMI GLLAEAGVRLLSYQTSLSVSDGETWHVMGISSLLPSLEAWKQHVTEAFQFHF
Notes	This product is produced by and distributed for Abnova, a company based in Taiwan.
Product Application Details	
Applications	Western Blot
Recommended Dilutions	Western Blot
Application Notes	This antibody is useful for Western Blot, Functional

**Images**

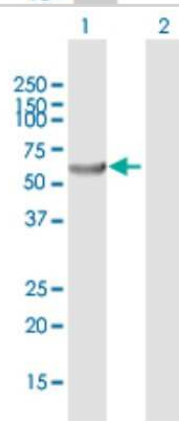
Western Blot: PHGDH Antibody [H00026227-B01P] - Analysis of PHGDH expression in Jurkat.



Western Blot: PHGDH Antibody [H00026227-B01P] - Analysis of PHGDH expression in Raw 264.7.



Western Blot: PHGDH Antibody [H00026227-B01P] - Analysis of PHGDH expression in transfected 293T cell line by PHGDH polyclonal antibody. Lane 1: PHGDH transfected lysate(58.63 KDa). Lane 2: Non-transfected lysate.





### **Novus Biologicals USA**

10730 E. Briarwood Avenue  
Centennial, CO 80112  
USA  
Phone: 303.730.1950  
Toll Free: 1.888.506.6887  
Fax: 303.730.1966  
novus@novusbio.com

### **Bio-Techne Canada**

21 Canmotor Ave  
Toronto, ON M8Z 4E6  
Canada  
Phone: 905.827.6400  
Toll Free: 855.668.8722  
Fax: 905.827.6402  
canada.inquires@bio-techne.com

### **Bio-Techne Ltd**

19 Barton Lane  
Abingdon Science Park  
Abingdon, OX14 3NB, United Kingdom  
Phone: (44) (0) 1235 529449  
Free Phone: 0800 37 34 15  
Fax: (44) (0) 1235 533420  
info.EMEA@bio-techne.com

### **General Contact Information**

www.novusbio.com  
Technical Support: technical@novusbio.com  
Orders: orders@novusbio.com  
General: novus@novusbio.com

### **Limitations**

This product is for research use only and is not approved for use in humans or in clinical diagnosis. Primary Antibodies are guaranteed for 1 year from date of receipt.

For more information on our 100% guarantee, please visit [www.novusbio.com/guarantee](http://www.novusbio.com/guarantee)

Earn gift cards/discounts by submitting a review: [www.novusbio.com/reviews/submit/H00026227-B01P](http://www.novusbio.com/reviews/submit/H00026227-B01P)

Earn gift cards/discounts by submitting a publication using this product:  
[www.novusbio.com/publications](http://www.novusbio.com/publications)

