

Product Datasheet

Lyp/PTPN22 Antibody (4F6) - Azide and BSA Free H00026191-M01

Unit Size: 0.1 mg

Aliquot and store at -20C or -80C. Avoid freeze-thaw cycles.

www.novusbio.com



technical@novusbio.com

Publications: 2


Protocols, Publications, Related Products, Reviews, Research Tools and Images at:
www.novusbio.com/H00026191-M01

Updated 9/9/2025 v.20.1

Earn rewards for product
reviews and publications.

Submit a publication at www.novusbio.com/publications

Submit a review at www.novusbio.com/reviews/destination/H00026191-M01



H00026191-M01

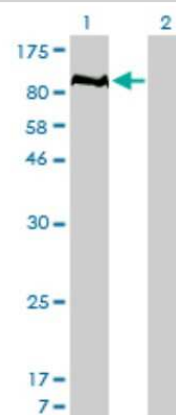
Lyp/PTPN22 Antibody (4F6) - Azide and BSA Free

Product Information	
Unit Size	0.1 mg
Concentration	Concentrations vary lot to lot. See vial label for concentration. If unlisted please contact technical services.
Storage	Aliquot and store at -20C or -80C. Avoid freeze-thaw cycles.
Clonality	Monoclonal
Clone	4F6
Preservative	No Preservative
Isotype	IgG2a Kappa
Purity	IgG purified
Buffer	In 1x PBS, pH 7.4
Product Description	
Description	Novus Biologicals Mouse Lyp/PTPN22 Antibody (4F6) - Azide and BSA Free (H00026191-M01) is a monoclonal antibody validated for use in WB and ELISA. Anti-Lyp/PTPN22 Antibody: Cited in 2 publications. All Novus Biologicals antibodies are covered by our 100% guarantee.
Host	Mouse
Gene ID	26191
Gene Symbol	PTPN22
Species	Human, Mouse, Porcine
Reactivity Notes	Mouse reactivity reported in scientific literature (PMID: 23619366). This antibody was tested in transfected lysates of mouse origin in PMID: 23619366. However, we have had mixed results with detection of the mouse protein in western blot.
Specificity/Sensitivity	PTPN22 (4F6)
Immunogen	PTPN22 (AAH17785, 1 a.a. ~ 179 a.a) full-length recombinant protein with GST tag. MW of the GST tag alone is 26 KDa. MDQREILQKFLDEAQSCKITKEEFANEFLKLKRQSTKYKADKTYPTTVAEKPKNIKKNRYKDILPYDYSRVELSLITSDSDSSYINANFIKGVYGPAYIATQGPLSTTLLDFWRMIWEYSVLIIVMACMEYEMGKEAEKRKSDYIIRTLKVKFNSVSVILAHQTS LQNLFSQITPAHF
Notes	This product is produced by and distributed for Abnova, a company based in Taiwan.
Product Application Details	
Applications	Western Blot, ELISA, Knockdown Validated
Recommended Dilutions	Western Blot 1:500, ELISA 1:100-1:2000, Knockdown Validated
Application Notes	Antibody reactive against recombinant protein for western blot. It has also been used for RNAi validation and ELISA.

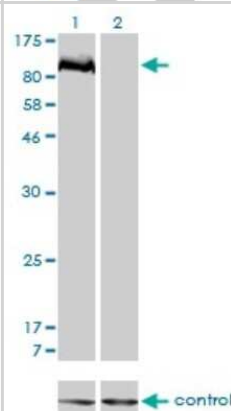


Images

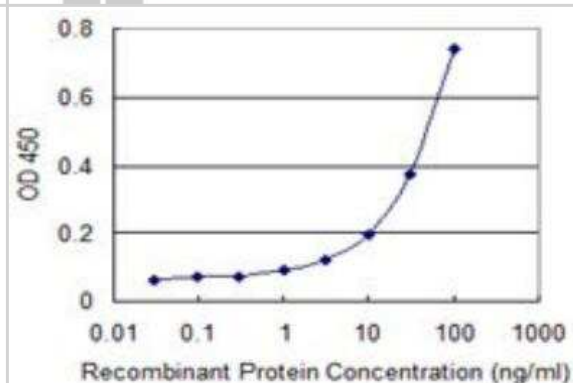
Western Blot: Lyp/PTPN22 Antibody (4F6) [H00026191-M01] - Analysis of PTPN22 expression in transfected 293T cell line by PTPN22 monoclonal antibody (M01), clone 4F6. Lane 1: PTPN22 transfected lysate (85.1 KDa). Lane 2: Non-transfected lysate.



Western Blot: Lyp/PTPN22 Antibody (4F6) [H00026191-M01] - Analysis of PTPN22 over-expressed 293 cell line, cotransfected with PTPN22 Validated Chimera RNAi (Cat # H00026191-R01V) (Lane 2) or non-transfected control (Lane 1). Blot probed with PTPN22 monoclonal antibody (M01), clone 4F6 (Cat # H00026191-M01). GAPDH (36.1 kDa) used as specificity and loading control.



ELISA: Lyp/PTPN22 Antibody (4F6) [H00026191-M01] - Detection limit for recombinant GST tagged PTPN22 is 1 ng/ml as a capture antibody.



Publications

Sampaio LS, Iannotti FA, Veneziani L et al. Experimental ischemia/reperfusion model impairs endocannabinoid signaling and Na⁺/K⁺ ATPase expression and activity in kidney proximal tubule cells. *Biochem Pharmacol* 2018-06-08 [PMID: 29890144]

Dai X, James RG, Habib T et al. A disease-associated PTPN22 variant promotes systemic autoimmunity in murine models. *J Clin Invest* 2013-05-01 [PMID: 23619366] (WB, Mouse, Human)



Novus Biologicals USA

10730 E. Briarwood Avenue
Centennial, CO 80112
USA
Phone: 303.730.1950
Toll Free: 1.888.506.6887
Fax: 303.730.1966
nb-customerservice@bio-techne.com

Bio-Techne Canada

21 Canmotor Ave
Toronto, ON M8Z 4E6
Canada
Phone: 905.827.6400
Toll Free: 855.668.8722
Fax: 905.827.6402
canada.inquires@bio-techne.com

Bio-Techne Ltd

19 Barton Lane
Abingdon Science Park
Abingdon, OX14 3NB, United Kingdom
Phone: (44) (0) 1235 529449
Free Phone: 0800 37 34 15
Fax: (44) (0) 1235 533420
info.EMEA@bio-techne.com

General Contact Information

www.novusbio.com
Technical Support: nb-technical@bio-techne.com
Orders: nb-customerservice@bio-techne.com
General: novus@novusbio.com

Products Related to H00026191-M01

HAF007	Goat anti-Mouse IgG Secondary Antibody [HRP]
NB720-B	Rabbit anti-Mouse IgG (H+L) Secondary Antibody [Biotin]
NBP1-96981-0.5mg	Mouse IgG2a Kappa Isotype Control (M2AK)
H00026191-P01-10ug	Recombinant Human Lyp/PTPN22 GST (N-Term) Protein

Limitations

This product is for research use only and is not approved for use in humans or in clinical diagnosis. Primary Antibodies are guaranteed for 1 year from date of receipt.

For more information on our 100% guarantee, please visit www.novusbio.com/guarantee

Earn gift cards/discounts by submitting a review: www.novusbio.com/reviews/submit/H00026191-M01

Earn gift cards/discounts by submitting a publication using this product:
www.novusbio.com/publications

