

Product Datasheet

SMUG1 Antibody (4D5) - Azide and BSA Free H00023583-M07

Unit Size: 0.1 mg

Aliquot and store at -20C or -80C. Avoid freeze-thaw cycles.

www.novusbio.com



technical@novusbio.com

Publications: 1

Protocols, Publications, Related Products, Reviews, Research Tools and Images at:
www.novusbio.com/H00023583-M07

Updated 2/21/2025 v.20.1

Earn rewards for product
reviews and publications.

Submit a publication at www.novusbio.com/publications

Submit a review at www.novusbio.com/reviews/destination/H00023583-M07



H00023583-M07

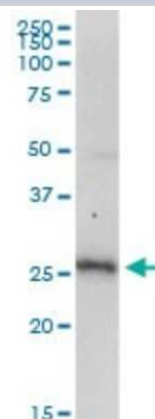
SMUG1 Antibody (4D5) - Azide and BSA Free

Product Information	
Unit Size	0.1 mg
Concentration	Concentrations vary lot to lot. See vial label for concentration. If unlisted please contact technical services.
Storage	Aliquot and store at -20C or -80C. Avoid freeze-thaw cycles.
Clonality	Monoclonal
Clone	4D5
Preservative	No Preservative
Isotype	IgG1 Kappa
Purity	IgG purified
Buffer	In 1x PBS, pH 7.4
Product Description	
Host	Mouse
Gene ID	23583
Gene Symbol	SMUG1
Species	Human
Immunogen	SMUG1 (AAH00417.1, 1 a.a. ~ 177 a.a) full-length recombinant protein with GST tag. MW of the GST tag alone is 26 KDa. MPQAFLLGSIHEPAGALMEPQPCPGSLAESFLEEELRLNAELSQLQFSEPVGIIY NPVEYAWEPHRNYVTRYCQGPKEVLFLGMNPGPFGMAQTGVPFGEVSMVRD WLGIVGPVLTTPQEHPKRPVLGLECPQSEGPRQSMGHEIKSELLMGGCSWIR GKIQCDRVQVRRPGFSSQL
Notes	This product is produced by and distributed for Abnova, a company based in Taiwan.
Product Application Details	
Applications	Western Blot, ELISA, Sandwich ELISA
Recommended Dilutions	Western Blot, ELISA, Sandwich ELISA
Application Notes	This antibody is useful for ELISA, Western Blot




Images

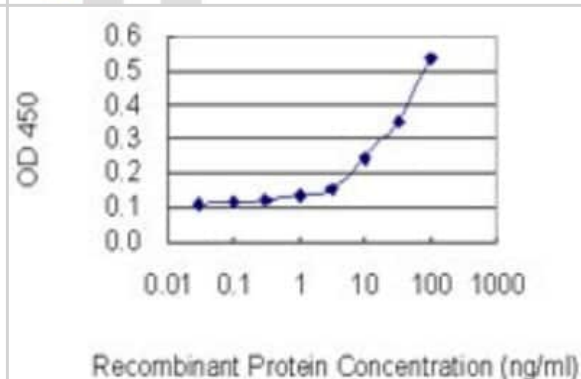
Western Blot: SMUG1 Antibody (4D5) [H00023583-M07] - Analysis of SMUG1 expression in human colon.



Western Blot: SMUG1 Antibody (4D5) [H00023583-M07] - Analysis of SMUG1 expression in transfected 293T cell line by SMUG1 monoclonal antibody (M07), clone 4D5. Lane 1: SMUG1 transfected lysate (Predicted MW: 19.6 KDa). Lane 2: Non-transfected lysate.



Sandwich ELISA: SMUG1 Antibody (4D5) [H00023583-M07] - Detection limit for recombinant GST tagged SMUG1 is 3 ng/ml as a capture antibody.



Publications

Ye F, Wang H, Liu J et al. Association of SMUG1 SNPs in Intron Region and Linkage Disequilibrium with Occurrence of Cervical Carcinoma and HPV Infection in Chinese Population. J Cancer 2019-01-01 [PMID: 30662544] (WB, Human)

**Novus Biologicals USA**

10730 E. Briarwood Avenue
Centennial, CO 80112
USA
Phone: 303.730.1950
Toll Free: 1.888.506.6887
Fax: 303.730.1966
nb-customerservice@bio-techne.com

Bio-Techne Canada

21 Canmotor Ave
Toronto, ON M8Z 4E6
Canada
Phone: 905.827.6400
Toll Free: 855.668.8722
Fax: 905.827.6402
canada.inquires@bio-techne.com

Bio-Techne Ltd

19 Barton Lane
Abingdon Science Park
Abingdon, OX14 3NB, United Kingdom
Phone: (44) (0) 1235 529449
Free Phone: 0800 37 34 15
Fax: (44) (0) 1235 533420
info.EMEA@bio-techne.com

General Contact Information

www.novusbio.com
Technical Support: nb-technical@bio-techne.com
Orders: nb-customerservice@bio-techne.com
General: novus@novusbio.com

Products Related to H00023583-M07

HAF007	Goat anti-Mouse IgG Secondary Antibody [HRP]
NB720-B	Rabbit anti-Mouse IgG (H+L) Secondary Antibody [Biotin]
NBP1-43319-0.5mg	Mouse IgG1 Kappa Isotype Control (P3.6.2.8.1)
NBP2-22806	Recombinant Human SMUG1 His Protein

Limitations

This product is for research use only and is not approved for use in humans or in clinical diagnosis. Primary Antibodies are guaranteed for 1 year from date of receipt.

For more information on our 100% guarantee, please visit www.novusbio.com/guarantee

Earn gift cards/discounts by submitting a review: www.novusbio.com/reviews/submit/H00023583-M07

Earn gift cards/discounts by submitting a publication using this product:
www.novusbio.com/publications

