

Product Datasheet

ZNF346 Antibody H00023567-D01P

Unit Size: 0.1 mg

Aliquot and store at -20C or -80C. Avoid freeze-thaw cycles.

www.novusbio.com



technical@novusbio.com

Protocols, Publications, Related Products, Reviews, Research Tools and Images at:
www.novusbio.com/H00023567-D01P

Updated 1/12/2021 v.20.1

Earn rewards for product
reviews and publications.

Submit a publication at www.novusbio.com/publications

Submit a review at www.novusbio.com/reviews/destination/H00023567-D01P



H00023567-D01P**ZNF346 Antibody**

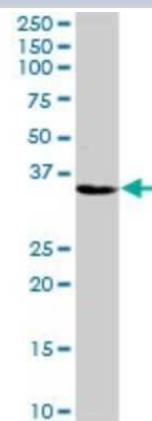
| Product Information | |
|----------------------------|--|
| Unit Size | 0.1 mg |
| Concentration | Concentrations vary lot to lot. See vial label for concentration. If unlisted please contact technical services. |
| Storage | Aliquot and store at -20C or -80C. Avoid freeze-thaw cycles. |
| Clonality | Polyclonal |
| Preservative | No Preservative |
| Isotype | IgG |
| Purity | Protein A purified |
| Buffer | PBS (pH 7.4) |

| Product Description | |
|--------------------------------|--|
| Host | Rabbit |
| Gene ID | 23567 |
| Gene Symbol | ZNF346 |
| Species | Human, Mouse |
| Specificity/Sensitivity | ZNF346 - zinc finger protein 346, |
| Immunogen | ZNF346 (NP_036411.1, 1 a.a. - 294 a.a.) full-length human protein. MEYPAPATVQAADGGAAGPYSSSELLEGQEPDGVRFDREARRRLWEAVSGA QPVGREEVEHMIQKNQCLFTNTQCKVCCALLISESQKLAHYQSKKHANKVKRY LAIHGMETLKGETKKLSDQKSSRSKDKNQCCPICNMTFSSPVVAQSHYLGKT HAKNLKQKQSTKVEALHQNREIDPDKFCSLCHATFNDPVMAQQHYVGGKH RKQETKLLMARYGRLADPAVTDVDFPAGKGYPCKTCKIVLNSIEQYQAHVSGFK HKNQSPKTVASSLGQIPMQRQPIQKDSTTLED |
| Notes | This product is produced by and distributed for Abnova, a company based in Taiwan. |

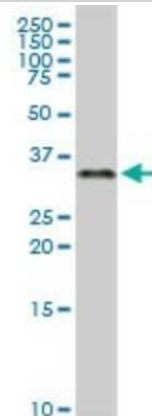
| Product Application Details | |
|------------------------------------|---|
| Applications | Western Blot |
| Recommended Dilutions | Western Blot 1:500 |
| Application Notes | Antibody reactive against Recombinant Protein with GST tag on ELISA and Western Blot and also on transfected lysate in western blot. GST tag alone is used as a negative control. |

Images

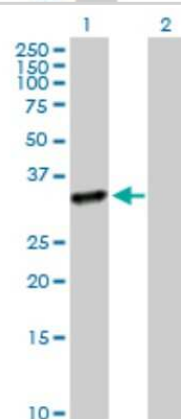
Western Blot: ZNF346 Antibody [H00023567-D01P] - Analysis of ZNF346 expression in mouse liver.



Western Blot: ZNF346 Antibody [H00023567-D01P] - Analysis of ZNF346 expression in human pancreas.



Western Blot: ZNF346 Antibody [H00023567-D01P] - Analysis of ZNF346 expression in transfected 293T cell line by ZNF346 polyclonal antibody. Lane 1: ZNF346 transfected lysate(32.90 KDa). Lane 2: Non-transfected lysate.





Novus Biologicals USA

10730 E. Briarwood Avenue
Centennial, CO 80112
USA

Phone: 303.730.1950
Toll Free: 1.888.506.6887
Fax: 303.730.1966
novus@novusbio.com

Bio-Techne Canada

21 Canmotor Ave
Toronto, ON M8Z 4E6
Canada

Phone: 905.827.6400
Toll Free: 855.668.8722
Fax: 905.827.6402
canada.inquires@bio-techne.com

Bio-Techne Ltd

19 Barton Lane
Abingdon Science Park
Abingdon, OX14 3NB, United Kingdom
Phone: (44) (0) 1235 529449
Free Phone: 0800 37 34 15
Fax: (44) (0) 1235 533420
info.EMEA@bio-techne.com

General Contact Information

www.novusbio.com
Technical Support: technical@novusbio.com
Orders: orders@novusbio.com
General: novus@novusbio.com

Limitations

This product is for research use only and is not approved for use in humans or in clinical diagnosis. Primary Antibodies are guaranteed for 1 year from date of receipt.

For more information on our 100% guarantee, please visit www.novusbio.com/guarantee

Earn gift cards/discounts by submitting a review: www.novusbio.com/reviews/submit/H00023567-D01P

Earn gift cards/discounts by submitting a publication using this product:
www.novusbio.com/publications

