

# Product Datasheet

## ZNF346 Antibody H00023567-B01P

Unit Size: 0.05 mg

Aliquot and store at -20C or -80C. Avoid freeze-thaw cycles.

[www.novusbio.com](http://www.novusbio.com)



[technical@novusbio.com](mailto:technical@novusbio.com)

Protocols, Publications, Related Products, Reviews, Research Tools and Images at:  
[www.novusbio.com/H00023567-B01P](http://www.novusbio.com/H00023567-B01P)

Updated 1/12/2021 v.20.1

Earn rewards for product  
reviews and publications.

Submit a publication at [www.novusbio.com/publications](http://www.novusbio.com/publications)

Submit a review at [www.novusbio.com/reviews/destination/H00023567-B01P](http://www.novusbio.com/reviews/destination/H00023567-B01P)



**H00023567-B01P****ZNF346 Antibody**

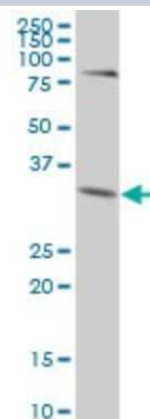
<b>Product Information</b>	
<b>Unit Size</b>	0.05 mg
<b>Concentration</b>	Concentrations vary lot to lot. See vial label for concentration. If unlisted please contact technical services.
<b>Storage</b>	Aliquot and store at -20C or -80C. Avoid freeze-thaw cycles.
<b>Clonality</b>	Polyclonal
<b>Preservative</b>	No Preservative
<b>Isotype</b>	IgG
<b>Purity</b>	Protein A purified
<b>Buffer</b>	PBS (pH 7.4)

<b>Product Description</b>	
<b>Host</b>	Mouse
<b>Gene ID</b>	23567
<b>Gene Symbol</b>	ZNF346
<b>Species</b>	Human
<b>Specificity/Sensitivity</b>	ZNF346 - zinc finger protein 346,
<b>Immunogen</b>	ZNF346 (NP_036411.1, 1 a.a. - 294 a.a.) full-length human protein. MEYPAPATVQAADGGAAGPYSSSELLEGQEPDGVRFDREARRRLWEAVSGA QPVGREEVEHMIQKNQCLFTNTQCKVCCALLISESQKLAHYQSKKHANKVKRY LAIHGMETLKGETKKLSDQKSSRSKDKNQCCPICNMTFSSPVVAQSHYLGKT HAKNLKQKQSTKVEALHQNREIDPDKFCSLCHATFNDPVMAQQHYVGGKH RKQETKLLMARYGRLADPAVTDVDFPAGKGYPCKTCKIVLNSIEQYQAHVSGFK HKNQSPKTVASSLGQIPMQRQPIQKDSTTLED
<b>Notes</b>	This product is produced by and distributed for Abnova, a company based in Taiwan.

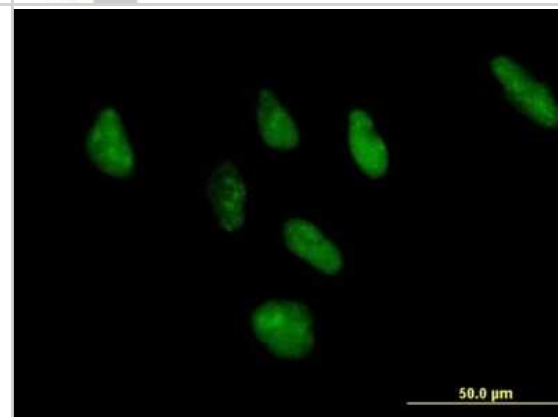
<b>Product Application Details</b>	
<b>Applications</b>	Western Blot, Immunocytochemistry/Immunofluorescence
<b>Recommended Dilutions</b>	Western Blot 1:500, Immunocytochemistry/Immunofluorescence
<b>Application Notes</b>	Antibody reactive against Recombinant Protein with GST tag on ELISA and Western Blot and also on transfected lysate in western blot. GST tag alone is used as a negative control. It is also useful for immunofluorescence.

## Images

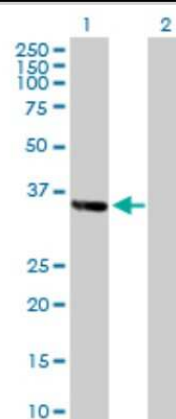
Western Blot: ZNF346 Antibody [H00023567-B01P] - Analysis of ZNF346 expression in human kidney.



Immunocytochemistry/Immunofluorescence: ZNF346 Antibody [H00023567-B01P] - Analysis of purified antibody to ZNF346 on HeLa cell. (antibody concentration 10 ug/ml)



Western Blot: ZNF346 Antibody [H00023567-B01P] - Analysis of ZNF346 expression in transfected 293T cell line by ZNF346 polyclonal antibody. Lane 1: ZNF346 transfected lysate(32.34 KDa). Lane 2: Non-transfected lysate.





### **Novus Biologicals USA**

10730 E. Briarwood Avenue  
Centennial, CO 80112  
USA

Phone: 303.730.1950  
Toll Free: 1.888.506.6887  
Fax: 303.730.1966  
novus@novusbio.com

### **Bio-Techne Canada**

21 Canmotor Ave  
Toronto, ON M8Z 4E6  
Canada

Phone: 905.827.6400  
Toll Free: 855.668.8722  
Fax: 905.827.6402  
canada.inquires@bio-techne.com

### **Bio-Techne Ltd**

19 Barton Lane  
Abingdon Science Park  
Abingdon, OX14 3NB, United Kingdom

Phone: (44) (0) 1235 529449  
Free Phone: 0800 37 34 15  
Fax: (44) (0) 1235 533420  
info.EMEA@bio-techne.com

### **General Contact Information**

www.novusbio.com  
Technical Support: technical@novusbio.com  
Orders: orders@novusbio.com  
General: novus@novusbio.com

### **Limitations**

This product is for research use only and is not approved for use in humans or in clinical diagnosis. Primary Antibodies are guaranteed for 1 year from date of receipt.

For more information on our 100% guarantee, please visit [www.novusbio.com/guarantee](http://www.novusbio.com/guarantee)

Earn gift cards/discounts by submitting a review: [www.novusbio.com/reviews/submit/H00023567-B01P](http://www.novusbio.com/reviews/submit/H00023567-B01P)

Earn gift cards/discounts by submitting a publication using this product:  
[www.novusbio.com/publications](http://www.novusbio.com/publications)

