

Product Datasheet

QPRT Antibody (5D11) - Azide and BSA Free H00023475-M01

Unit Size: 0.1 mg

Aliquot and store at -20C or -80C. Avoid freeze-thaw cycles.

www.novusbio.com



technical@novusbio.com

Publications: 4

Protocols, Publications, Related Products, Reviews, Research Tools and Images at:
www.novusbio.com/H00023475-M01

Updated 9/9/2025 v.20.1

Earn rewards for product
reviews and publications.

Submit a publication at www.novusbio.com/publications

Submit a review at www.novusbio.com/reviews/destination/H00023475-M01



H00023475-M01

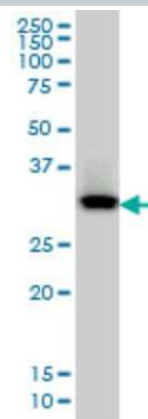
QPRT Antibody (5D11) - Azide and BSA Free

Product Information	
Unit Size	0.1 mg
Concentration	Concentrations vary lot to lot. See vial label for concentration. If unlisted please contact technical services.
Storage	Aliquot and store at -20C or -80C. Avoid freeze-thaw cycles.
Clonality	Monoclonal
Clone	5D11
Preservative	No Preservative
Isotype	IgG1 Kappa
Purity	IgG purified
Buffer	In 1x PBS, pH 7.4
Product Description	
Description	Novus Biologicals Mouse QPRT Antibody (5D11) - Azide and BSA Free (H00023475-M01) is a monoclonal antibody validated for use in IHC, WB and ELISA. Anti-QPRT Antibody: Cited in 4 publications. All Novus Biologicals antibodies are covered by our 100% guarantee.
Host	Mouse
Gene ID	23475
Gene Symbol	QPRT
Species	Human, Avian
Reactivity Notes	Human. Other species not tested. Avian reactivity reported in scientific literature (PMID: 23761975)
Specificity/Sensitivity	QPRT - quinolinate phosphoribosyltransferase (nicotinate-nucleotide pyrophosphorylase (carboxylating))
Immunogen	QPRT (NP_055113, 198 a.a. ~ 297 a.a) partial recombinant protein with GST tag. MW of the GST tag alone is 26 KDa. VEVECSSLQEAVQAAEAGADLVLLDNFKPEELHPTATVLKAQFPSVAVEASGGI TLDNLPQFCGPHIDVISMGMLTQAAPALDFSLKLFKEVAPVPKIH
Notes	This product is produced by and distributed for Abnova, a company based in Taiwan.
Product Application Details	
Applications	Western Blot, Immunohistochemistry-Paraffin, ELISA, Immunohistochemistry, Sandwich ELISA
Recommended Dilutions	Western Blot 1:500, ELISA 1:100-1:2000, Immunohistochemistry 1:10-1:500, Immunohistochemistry-Paraffin 1:10-1:500, Sandwich ELISA
Application Notes	Antibody reactive against cell lysate and recombinant protein for Western Blot. Has also been used for immunohistochemistry (paraffin) and ELISA.

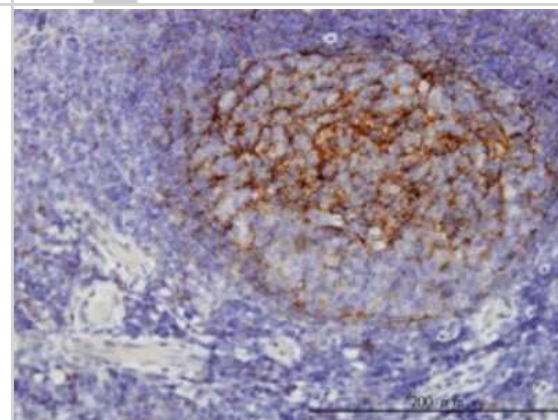


Images

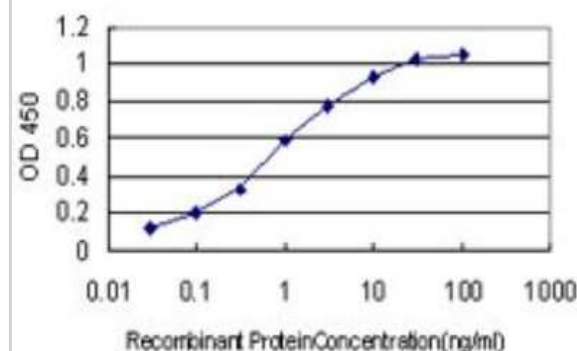
Western Blot: QPRT Antibody (5D11) [H00023475-M01] - QPRT monoclonal antibody (M01), clone 5D11 Analysis of QPRT expression in HepG2.



Immunohistochemistry-Paraffin: QPRT Antibody (5D11) [H00023475-M01] - Analysis of monoclonal antibody to QPRT on formalin-fixed paraffin-embedded human tonsil. Antibody concentration 3 ug/ml.



Sandwich ELISA: QPRT Antibody (5D11) [H00023475-M01] - Detection limit for recombinant GST tagged QPRT is approximately 0.03ng/ml as a capture antibody.



Publications

Gayathri S, Chai L, Bruce B et al. Kynurenine Pathway Modulation Reverses the Experimental Autoimmune Encephalomyelitis Mouse Disease Progression. J Neuroinflammation. 2020-06-06 [PMID: 32505212]

Muniz-Lino MA, Rodriguez-Vazquez M, Chavez-Munguia B et al. Anti-apoptotic quinolinate phosphoribosyltransferase (QPRT) is a target gene of Wilms tumor gene 1 (WT1) protein in leukemic cells. Biochem Biophys Res Commun 2017-01-22 [PMID: 27889611]

Lim CK, Yap MM, Kent SJ et al. Characterization of the kynurenine pathway and quinolinic Acid production in macaque macrophages. Int J Tryptophan Res. 2013-01-01 [PMID: 23761975] (Avian)

Hinsch N, Frank M, Doring C et al. QPRT: a potential marker for follicular thyroid carcinoma including minimal invasive variant; a gene expression, RNA and immunohistochemical study. BMC Cancer. 26;9:93. 2009-03-26 [PMID: 19321014]



Novus Biologicals USA

10730 E. Briarwood Avenue
Centennial, CO 80112
USA
Phone: 303.730.1950
Toll Free: 1.888.506.6887
Fax: 303.730.1966
nb-customerservice@bio-techne.com

Bio-Techne Canada

21 Canmotor Ave
Toronto, ON M8Z 4E6
Canada
Phone: 905.827.6400
Toll Free: 855.668.8722
Fax: 905.827.6402
canada.inquires@bio-techne.com

Bio-Techne Ltd

19 Barton Lane
Abingdon Science Park
Abingdon, OX14 3NB, United Kingdom
Phone: (44) (0) 1235 529449
Free Phone: 0800 37 34 15
Fax: (44) (0) 1235 533420
info.EMEA@bio-techne.com

General Contact Information

www.novusbio.com
Technical Support: nb-technical@bio-techne.com
Orders: nb-customerservice@bio-techne.com
General: novus@novusbio.com

Products Related to H00023475-M01

HAF007	Goat anti-Mouse IgG Secondary Antibody [HRP]
NB720-B	Rabbit anti-Mouse IgG (H+L) Secondary Antibody [Biotin]
NBP1-43319-0.5mg	Mouse IgG1 Kappa Isotype Control (P3.6.2.8.1)
NBP1-48363-0.1mg	Recombinant Human QPRT His Protein

Limitations

This product is for research use only and is not approved for use in humans or in clinical diagnosis. Primary Antibodies are guaranteed for 1 year from date of receipt.

For more information on our 100% guarantee, please visit www.novusbio.com/guarantee

Earn gift cards/discounts by submitting a review: www.novusbio.com/reviews/submit/H00023475-M01

Earn gift cards/discounts by submitting a publication using this product:
www.novusbio.com/publications

