

Product Datasheet

NRIF3 Antibody (3F6) - Azide and BSA Free H00023421-M01

Unit Size: 0.1 mg

Aliquot and store at -20C or -80C. Avoid freeze-thaw cycles.

www.novusbio.com



technical@novusbio.com

Protocols, Publications, Related Products, Reviews, Research Tools and Images at:
www.novusbio.com/H00023421-M01

Updated 2/21/2025 v.20.1

Earn rewards for product
reviews and publications.

Submit a publication at www.novusbio.com/publications

Submit a review at www.novusbio.com/reviews/destination/H00023421-M01



H00023421-M01


NRIF3 Antibody (3F6) - Azide and BSA Free

Product Information	
Unit Size	0.1 mg
Concentration	Concentrations vary lot to lot. See vial label for concentration. If unlisted please contact technical services.
Storage	Aliquot and store at -20C or -80C. Avoid freeze-thaw cycles.
Clonality	Monoclonal
Clone	3F6
Preservative	No Preservative
Isotype	IgG2a Kappa
Purity	IgG purified
Buffer	In 1x PBS, pH 7.4
Product Description	
Host	Mouse
Gene ID	23421
Gene Symbol	ITGB3BP
Species	Human
Reactivity Notes	Human. Other species not tested.
Specificity/Sensitivity	ITGB3BP - integrin beta 3 binding protein (beta3-endonexin)
Immunogen	ITGB3BP (AAH14385, 1 a.a. ~ 100 a.a) partial recombinant protein with GST tag. MW of the GST tag alone is 26 KDa. MSLFASPTSSEEQKHRNGLSNEKRKKNHPSLTESKESTTKDNDEFMMLLSKV EKLSEEIMEIMQNLSSIQALEGSRELENLIGISCASHFLKREMQKTK
Notes	This product is produced by and distributed for Abnova, a company based in Taiwan.
Product Application Details	
Applications	Western Blot, ELISA, Immunocytochemistry/ Immunofluorescence, Sandwich ELISA
Recommended Dilutions	Western Blot 1:500, ELISA, Immunocytochemistry/ Immunofluorescence, Sandwich ELISA
Application Notes	Antibody reactive against cell lysate and recombinant protein for Western Blot. Has also been used for immunofluorescence and ELISA.

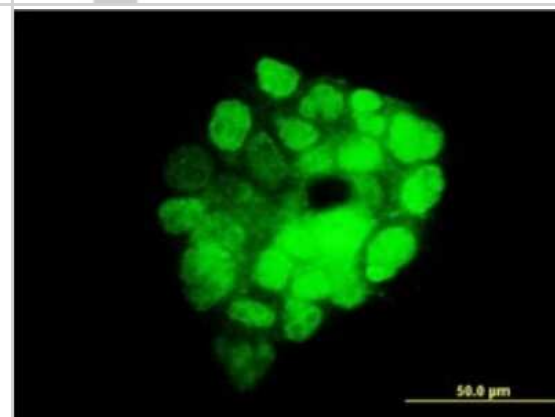


Images

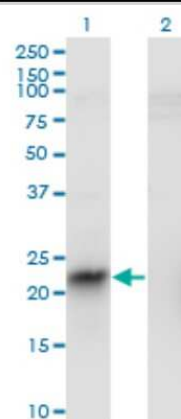
Western Blot: NRIF3 Antibody (3F6) [H00023421-M01] - ITGB3BP monoclonal antibody (M01), clone 3F6 Analysis of ITGB3BP expression in A-431.



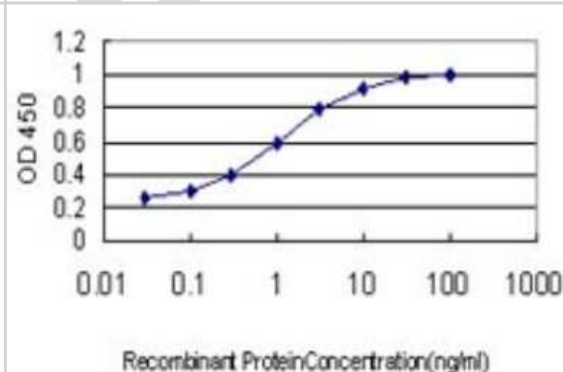
Immunocytochemistry/Immunofluorescence: NRIF3 Antibody (3F6) [H00023421-M01] - Analysis of monoclonal antibody to ITGB3BP on A-431 cell. Antibody concentration 10 ug/ml.



Western Blot: NRIF3 Antibody (3F6) [H00023421-M01] - Analysis of ITGB3BP expression in transfected 293T cell line by ITGB3BP monoclonal antibody (M01), clone 3F6. Lane 1: ITGB3BP transfected lysate (20.2 KDa). Lane 2: Non-transfected lysate.



Sandwich ELISA: NRIF3 Antibody (3F6) [H00023421-M01] - Detection limit for recombinant GST tagged ITGB3BP is approximately 0.03ng/ml as a capture antibody.





Novus Biologicals USA

10730 E. Briarwood Avenue
Centennial, CO 80112
USA
Phone: 303.730.1950
Toll Free: 1.888.506.6887
Fax: 303.730.1966
nb-customerservice@bio-techne.com

Bio-Techne Canada

21 Canmotor Ave
Toronto, ON M8Z 4E6
Canada
Phone: 905.827.6400
Toll Free: 855.668.8722
Fax: 905.827.6402
canada.inquires@bio-techne.com

Bio-Techne Ltd

19 Barton Lane
Abingdon Science Park
Abingdon, OX14 3NB, United Kingdom
Phone: (44) (0) 1235 529449
Free Phone: 0800 37 34 15
Fax: (44) (0) 1235 533420
info.EMEA@bio-techne.com

General Contact Information

www.novusbio.com
Technical Support: nb-technical@bio-techne.com
Orders: nb-customerservice@bio-techne.com
General: novus@novusbio.com

Products Related to H00023421-M01

HAF007	Goat anti-Mouse IgG Secondary Antibody [HRP]
NB720-B	Rabbit anti-Mouse IgG (H+L) Secondary Antibody [Biotin]
NBP1-96981-0.5mg	Mouse IgG2a Kappa Isotype Control (M2AK)
NBP2-23143	Recombinant Human NRIF3 His Protein

Limitations

This product is for research use only and is not approved for use in humans or in clinical diagnosis. Primary Antibodies are guaranteed for 1 year from date of receipt.

For more information on our 100% guarantee, please visit www.novusbio.com/guarantee

Earn gift cards/discounts by submitting a review: www.novusbio.com/reviews/submit/H00023421-M01

Earn gift cards/discounts by submitting a publication using this product:
www.novusbio.com/publications

