

Product Datasheet

SWAP70 Antibody (3H8) - Azide and BSA Free H00023075-M09-100ug

Unit Size: 100 ug

Aliquot and store at -20C or -80C. Avoid freeze-thaw cycles.

www.novusbio.com



technical@novusbio.com

Protocols, Publications, Related Products, Reviews, Research Tools and Images at:
www.novusbio.com/H00023075-M09

Updated 2/21/2025 v.20.1

Earn rewards for product
reviews and publications.

Submit a publication at www.novusbio.com/publications

Submit a review at www.novusbio.com/reviews/destination/H00023075-M09



H00023075-M09-100ug

SWAP70 Antibody (3H8) - Azide and BSA Free


Product Information	
Unit Size	100 ug
Concentration	Concentrations vary lot to lot. See vial label for concentration. If unlisted please contact technical services.
Storage	Aliquot and store at -20C or -80C. Avoid freeze-thaw cycles.
Clonality	Monoclonal
Clone	3H8
Preservative	No Preservative
Isotype	IgG2a Kappa
Purity	IgG purified
Buffer	In 1x PBS, pH 7.4

Product Description	
Host	Mouse
Gene ID	23075
Gene Symbol	SWAP70
Species	Human, Mouse, Rat
Reactivity Notes	Human, mouse & rat. Other species have not been tested.
Specificity/Sensitivity	SWAP70 - SWAP-70 protein
Immunogen	SWAP70 (NP_055870, 378 a.a. ~ 451 a.a) partial recombinant protein with GST tag. MW of the GST tag alone is 26 KDa. QTQVELQARFSTELEREKLIRQQMEEQVAQKSSELEQYLQRVRELEDMYKLQ EALEDERQARQDEETVRKLQA
Notes	This product is produced by and distributed for Abnova, a company based in Taiwan.

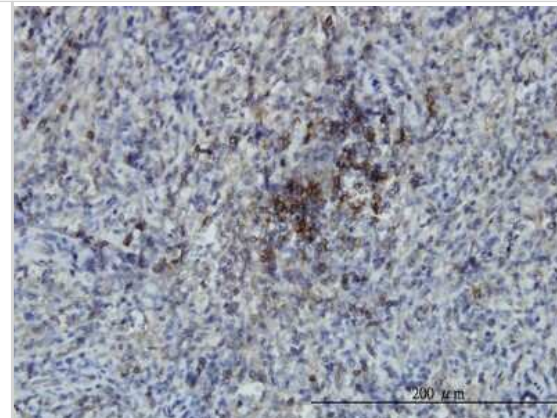
Product Application Details	
Applications	Western Blot, ELISA, Immunohistochemistry, Immunohistochemistry-Paraffin
Recommended Dilutions	Western Blot 1:500, ELISA, Immunohistochemistry, Immunohistochemistry-Paraffin
Application Notes	Antibody reactive against cell lysate, transfected lysate and recombinant protein for Western Blot. Has also been used for immunohistochemistry (paraffin) and ELISA.

Images

Western Blot: SWAP70 Antibody (3H8) [H00023075-M09] - Analysis of SWAP70 expression in human spleen.




Immunohistochemistry-Paraffin: SWAP70 Antibody (3H8) [H00023075-M09] - Analysis of monoclonal antibody to SWAP70 on formalin-fixed paraffin-embedded human spleen. Antibody concentration 3 ug/ml




Western Blot: SWAP70 Antibody (3H8) [H00023075-M09] - Analysis of SWAP70 expression in PC-12 (Cat # L012V1).



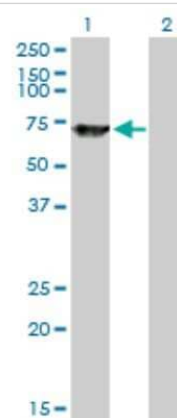
Western Blot: SWAP70 Antibody (3H8) [H00023075-M09] - Analysis of SWAP70 expression in Raw 264.7.



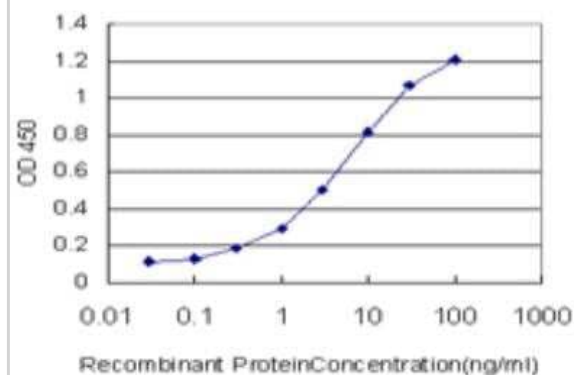
Western Blot: SWAP70 Antibody (3H8) [H00023075-M09] - Analysis of SWAP70 expression in NIH/3T3 (Cat # L018V1).



Western Blot: SWAP70 Antibody (3H8) [H00023075-M09] - Analysis of SWAP70 expression in transfected 293T cell line by SWAP70 monoclonal antibody (M09), clone 3H8. Lane 1: SWAP70 transfected lysate (69 KDa). Lane 2: Non-transfected lysate.



ELISA: SWAP70 Antibody (3H8) [H00023075-M09] - Detection limit for recombinant GST tagged SWAP70 is approximately 0.1 ng/ml as a capture antibody.





Novus Biologicals USA

10730 E. Briarwood Avenue
Centennial, CO 80112
USA
Phone: 303.730.1950
Toll Free: 1.888.506.6887
Fax: 303.730.1966
nb-customerservice@bio-techne.com

Bio-Techne Canada

21 Canmotor Ave
Toronto, ON M8Z 4E6
Canada
Phone: 905.827.6400
Toll Free: 855.668.8722
Fax: 905.827.6402
canada.inquires@bio-techne.com

Bio-Techne Ltd

19 Barton Lane
Abingdon Science Park
Abingdon, OX14 3NB, United Kingdom
Phone: (44) (0) 1235 529449
Free Phone: 0800 37 34 15
Fax: (44) (0) 1235 533420
info.EMEA@bio-techne.com

General Contact Information

www.novusbio.com
Technical Support: nb-technical@bio-techne.com
Orders: nb-customerservice@bio-techne.com
General: novus@novusbio.com

Products Related to H00023075-M09-100ug

HAF007	Goat anti-Mouse IgG Secondary Antibody [HRP]
NB720-B	Rabbit anti-Mouse IgG (H+L) Secondary Antibody [Biotin]
NBP1-96981-0.5mg	Mouse IgG2a Kappa Isotype Control (M2AK)
H00023075-P01-10ug	Recombinant Human SWAP70 GST (N-Term) Protein

Limitations

This product is for research use only and is not approved for use in humans or in clinical diagnosis. Primary Antibodies are guaranteed for 1 year from date of receipt.

For more information on our 100% guarantee, please visit www.novusbio.com/guarantee

Earn gift cards/discounts by submitting a review: www.novusbio.com/reviews/submit/H00023075-M09

Earn gift cards/discounts by submitting a publication using this product:
www.novusbio.com/publications

