

Product Datasheet

ZHX2 Antibody (5E2) - Azide and BSA Free H00022882-M01

Unit Size: 0.1 mg

Aliquot and store at -20C or -80C. Avoid freeze-thaw cycles.

www.novusbio.com



technical@novusbio.com

Protocols, Publications, Related Products, Reviews, Research Tools and Images at:
www.novusbio.com/H00022882-M01

Updated 9/9/2025 v.20.1

Earn rewards for product
reviews and publications.

Submit a publication at www.novusbio.com/publications

Submit a review at www.novusbio.com/reviews/destination/H00022882-M01



H00022882-M01


ZHX2 Antibody (5E2) - Azide and BSA Free

| Product Information | |
|-----------------------------|---|
| Unit Size | 0.1 mg |
| Concentration | Concentrations vary lot to lot. See vial label for concentration. If unlisted please contact technical services. |
| Storage | Aliquot and store at -20C or -80C. Avoid freeze-thaw cycles. |
| Clonality | Monoclonal |
| Clone | 5E2 |
| Preservative | No Preservative |
| Isotype | IgG2b Kappa |
| Purity | IgG purified |
| Buffer | In 1x PBS, pH 7.4 |
| Product Description | |
| Description | Novus Biologicals Mouse ZHX2 Antibody (5E2) - Azide and BSA Free (H00022882-M01) is a monoclonal antibody validated for use in IHC, WB, ELISA and ICC/IF. All Novus Biologicals antibodies are covered by our 100% guarantee. |
| Host | Mouse |
| Gene ID | 22882 |
| Gene Symbol | ZHX2 |
| Species | Human |
| Reactivity Notes | Human. Other species not tested. |
| Specificity/Sensitivity | ZHX2 - zinc fingers and homeoboxes 2 |
| Immunogen | ZHX2 (NP_055758, 691 a.a. ~ 788 a.a) partial recombinant protein with GST tag. MW of the GST tag alone is 26 KDa. MEQYQHQPMADDHGYDAVARKATKPMAESPKNGGDVVPQYYKDPKKLCCEED LEKLVTRVKVGSEPAKDCLPAKPSEATSDRSEGSSRDGQGSDENEES |
| Notes | This product is produced by and distributed for Abnova, a company based in Taiwan. |
| Product Application Details | |
| Applications | Western Blot, Immunohistochemistry-Paraffin, ELISA, Immunocytochemistry/Immunofluorescence, Immunohistochemistry, Knockdown Validated |
| Recommended Dilutions | Western Blot 1:500, ELISA, Immunohistochemistry, Immunocytochemistry/Immunofluorescence, Immunohistochemistry-Paraffin, Knockdown Validated |
| Application Notes | Antibody reactive against recominant protein and transfected lysate for Western Blot. Has also been used for immunofluoresence, immunohistochemistry (paraffin), RNAi validation, and ELISA. |

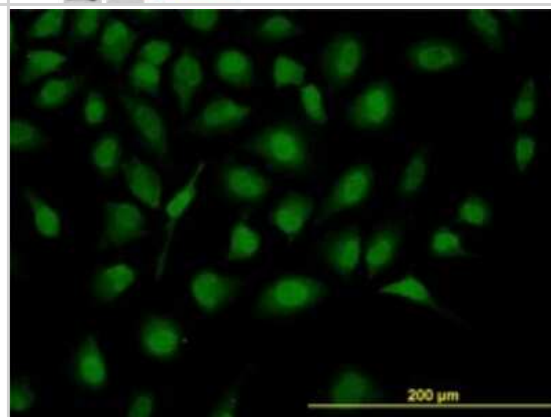


Images

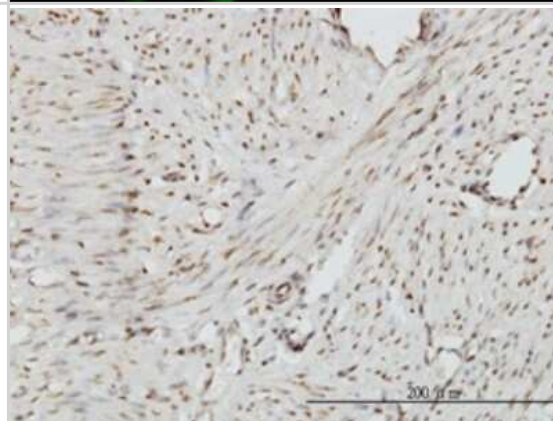
Western Blot: ZHX2 Antibody (5E2) [H00022882-M01] - Analysis of ZHX2 over-expressed 293 cell line, cotransfected with ZHX2 Validated Chimera RNAi (Cat # H00022882-R01V) (Lane 2) or non-transfected control (Lane 1). Blot probed with ZHX2 monoclonal antibody (M01), clone 5E2 (Cat # H00022882-M01). GAPDH (36.1 kDa) used as specificity and loading control.



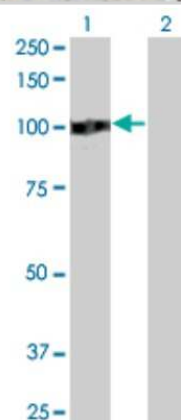
Immunocytochemistry/Immunofluorescence: ZHX2 Antibody (5E2) [H00022882-M01] - Analysis of monoclonal antibody to ZHX2 on HeLa cell. Antibody concentration 10 ug/ml.



Immunohistochemistry-Paraffin: ZHX2 Antibody (5E2) [H00022882-M01] - Analysis of monoclonal antibody to ZHX2 on formalin-fixed paraffin-embedded human smooth muscle. Antibody concentration 3 ug/ml.



Western Blot: ZHX2 Antibody (5E2) [H00022882-M01] - Analysis of ZHX2 expression in transfected 293T cell line by ZHX2 monoclonal antibody (M01), clone 5E2. Lane 1: ZHX2 transfected lysate (92.307 kDa). Lane 2: Non-transfected lysate.





Novus Biologicals USA

10730 E. Briarwood Avenue
Centennial, CO 80112
USA
Phone: 303.730.1950
Toll Free: 1.888.506.6887
Fax: 303.730.1966
nb-customerservice@bio-techne.com

Bio-Techne Canada

21 Canmotor Ave
Toronto, ON M8Z 4E6
Canada
Phone: 905.827.6400
Toll Free: 855.668.8722
Fax: 905.827.6402
canada.inquires@bio-techne.com

Bio-Techne Ltd

19 Barton Lane
Abingdon Science Park
Abingdon, OX14 3NB, United Kingdom
Phone: (44) (0) 1235 529449
Free Phone: 0800 37 34 15
Fax: (44) (0) 1235 533420
info.EMEA@bio-techne.com

General Contact Information

www.novusbio.com
Technical Support: nb-technical@bio-techne.com
Orders: nb-customerservice@bio-techne.com
General: novus@novusbio.com

Products Related to H00022882-M01

| | |
|------------------|---|
| HAF007 | Goat anti-Mouse IgG Secondary Antibody [HRP] |
| NB720-B | Rabbit anti-Mouse IgG (H+L) Secondary Antibody [Biotin] |
| NBP1-43317-0.5mg | Mouse IgG2b Kappa Light Chain Isotype Control (MG2b) |
| NBP1-82955PEP | ZHX2 Recombinant Protein Antigen |

Limitations

This product is for research use only and is not approved for use in humans or in clinical diagnosis. Primary Antibodies are guaranteed for 1 year from date of receipt.

For more information on our 100% guarantee, please visit www.novusbio.com/guarantee

Earn gift cards/discounts by submitting a review: www.novusbio.com/reviews/submit/H00022882-M01

Earn gift cards/discounts by submitting a publication using this product:
www.novusbio.com/publications

