

Product Datasheet

OIP5 Antibody (3G10-1D5)

H00011339-M01

Unit Size: 0.1 mg

Aliquot and store at -20C or -80C. Avoid freeze-thaw cycles.

www.novusbio.com



technical@novusbio.com

Protocols, Publications, Related Products, Reviews, Research Tools and Images at:
www.novusbio.com/H00011339-M01

Updated 10/13/2020 v.20.1

Earn rewards for product
reviews and publications.

Submit a publication at www.novusbio.com/publications

Submit a review at www.novusbio.com/reviews/destination/H00011339-M01



H00011339-M01

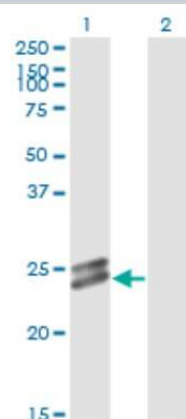
OIP5 Antibody (3G10-1D5)

Product Information	
Unit Size	0.1 mg
Concentration	Concentrations vary lot to lot. See vial label for concentration. If unlisted please contact technical services.
Storage	Aliquot and store at -20C or -80C. Avoid freeze-thaw cycles.
Clonality	Monoclonal
Clone	3G10-1D5
Preservative	No Preservative
Isotype	IgG2a Kappa
Purity	IgG purified
Buffer	In 1x PBS, pH 7.4
Product Description	
Host	Mouse
Gene ID	11339
Gene Symbol	OIP5
Species	Human
Reactivity Notes	Human. Other species not tested.
Specificity/Sensitivity	OIP5 - Opa interacting protein 5
Immunogen	OIP5 (AAH15050, 1 a.a. ~ 229 a.a) full-length recombinant protein with GST tag. MW of the GST tag alone is 26 KDa. MAAQPLRHRSRCATPPRGDFCGGTERAIDQASFTTSMEWDTQVVKGSSPLGP AGLGAEPAAGPQLPSWLQPERCAVFQCAQCHAVLADSVHLAWDLRSRLGAV VFSRVTNVLEAPFLVGIKSLKSTYNLLFCGSCGIPVGFHLYSTHAALAALR GHFCLSSDKMVCYLLKTKAIVNASEMDIQNVPLSEKIAELKEKIVLTHNRLKSLM KILSEVTPDQSKPEN
Notes	This product is produced by and distributed for Abnova, a company based in Taiwan.
Product Application Details	
Applications	Western Blot, ELISA, Immunoprecipitation, Sandwich ELISA
Recommended Dilutions	Western Blot 1:500, ELISA, Immunoprecipitation, Sandwich ELISA
Application Notes	Antibody Reactive against Recombinant Protein with GST tag on ELISA and Western Blot. GST tag alone is used as a negative control.

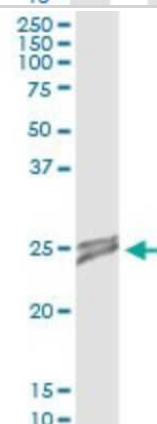


Images

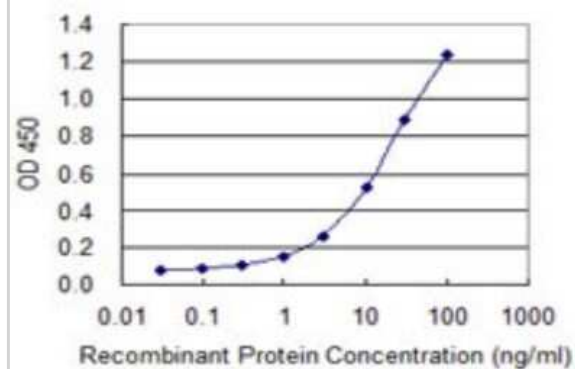
Western Blot: OIP5 Antibody (3G10-1D5) [H00011339-M01] - Analysis of OIP5 expression in transfected 293T cell line by OIP5 monoclonal antibody (M01), clone 3G10-1D5. Lane 1: OIP5 transfected lysate(24.7 KDa). Lane 2: Non-transfected lysate.



Immunoprecipitation: OIP5 Antibody (3G10-1D5) [H00011339-M01] - Analysis of OIP5 transfected lysate using anti-OIP5 monoclonal antibody and Protein A Magnetic Bead, and immunoblotted with OIP5 MaxPab rabbit polyclonal antibody.



Sandwich ELISA: OIP5 Antibody (3G10-1D5) [H00011339-M01] - Detection limit for recombinant GST tagged OIP5 is 0.3 ng/ml as a capture antibody.





Novus Biologicals USA

10730 E. Briarwood Avenue
Centennial, CO 80112
USA

Phone: 303.730.1950
Toll Free: 1.888.506.6887
Fax: 303.730.1966
novus@novusbio.com

Bio-Techne Canada

21 Canmotor Ave
Toronto, ON M8Z 4E6
Canada

Phone: 905.827.6400
Toll Free: 855.668.8722
Fax: 905.827.6402
canada.inquires@bio-techne.com

Bio-Techne Ltd

19 Barton Lane
Abingdon Science Park
Abingdon, OX14 3NB, United Kingdom

Phone: (44) (0) 1235 529449
Free Phone: 0800 37 34 15
Fax: (44) (0) 1235 533420
info.EMEA@bio-techne.com

General Contact Information

www.novusbio.com
Technical Support: technical@novusbio.com
Orders: orders@novusbio.com
General: novus@novusbio.com

Products Related to H00011339-M01

HAF007	Goat anti-Mouse IgG Secondary Antibody [HRP]
NB720-B	Rabbit anti-Mouse IgG (H+L) Secondary Antibody [Biotin]
NBP1-96981-0.5mg	Mouse IgG2a Kappa Isotype Control (M2AK)
H00011339-P01-10ug	Recombinant Human OIP5 GST (N-Term) Protein

Limitations

This product is for research use only and is not approved for use in humans or in clinical diagnosis. Primary Antibodies are guaranteed for 1 year from date of receipt.

For more information on our 100% guarantee, please visit www.novusbio.com/guarantee

Earn gift cards/discounts by submitting a review: www.novusbio.com/reviews/submit/H00011339-M01

Earn gift cards/discounts by submitting a publication using this product:
www.novusbio.com/publications

