

# Product Datasheet

## Annexin A10 Antibody H00011199-D01P

Unit Size: 0.1 mg

Aliquot and store at -20C or -80C. Avoid freeze-thaw cycles.

[www.novusbio.com](http://www.novusbio.com)



[technical@novusbio.com](mailto:technical@novusbio.com)

Protocols, Publications, Related Products, Reviews, Research Tools and Images at:  
[www.novusbio.com/H00011199-D01P](http://www.novusbio.com/H00011199-D01P)

Updated 1/12/2021 v.20.1

Earn rewards for product  
reviews and publications.

Submit a publication at [www.novusbio.com/publications](http://www.novusbio.com/publications)

Submit a review at [www.novusbio.com/reviews/destination/H00011199-D01P](http://www.novusbio.com/reviews/destination/H00011199-D01P)



**H00011199-D01P**

## Annexin A10 Antibody

Product Information	
Unit Size	0.1 mg
Concentration	Concentrations vary lot to lot. See vial label for concentration. If unlisted please contact technical services.
Storage	Aliquot and store at -20C or -80C. Avoid freeze-thaw cycles.
Clonality	Polyclonal
Preservative	No Preservative
Isotype	IgG
Purity	Protein A purified
Buffer	PBS (pH 7.4)

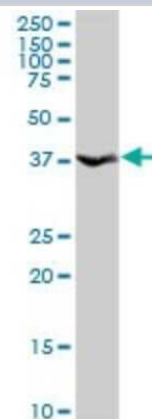
Product Description	
Host	Rabbit
Gene ID	11199
Gene Symbol	ANXA10
Species	Human, Mouse
Specificity/Sensitivity	ANXA10 - annexin A10,
Immunogen	ANXA10 (NP_009124.2, 1 a.a. - 324 a.a.) full-length human protein. MFCGDYVQGTIFPAPNFPNIMDAQMLGGALQGFDCKDMLINILTQRCNAQRM MIAEAYQSMYGRDLIGDMREQLSDFKDVMAGLMYPPLYDAHELWHAMKGV GTDENCLIEILASRTNGEIFQMREAYCLQYSNNLQEDIYSETSGHFRDTLMNLV QGTREEGYTDPAMAAQDAMVLWEACQQKTGEHKTMLQMILCNKSYQQLRLV FQEFQNISGQDMVDINECYDGYFQELLVAIVLCVRDKPAYFAYRLYSAIHDFG FHNKTVIRILIARSEIDLLTIRKRYKERYGKSLFHDIRNFASGHYKKALLAICAGDA EDY
Notes	This product is produced by and distributed for Abnova, a company based in Taiwan.

Product Application Details	
Applications	Western Blot
Recommended Dilutions	Western Blot 1:500
Application Notes	Antibody reactive against Recombinant Protein with GST tag on ELISA and Western Blot and also on transfected lysate in western blot. GST tag alone is used as a negative control.

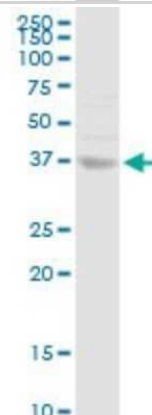


**Images**

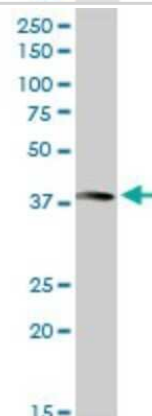
Western Blot: Annexin A10 Antibody [H00011199-D01P] - Analysis of ANXA10 expression in mouse kidney.



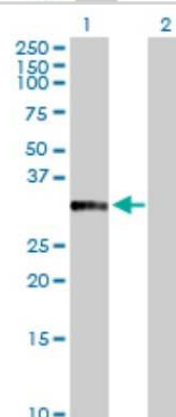
Western Blot: Annexin A10 Antibody [H00011199-D01P] - Analysis of ANXA10 expression in HeLa.



Western Blot: Annexin A10 Antibody [H00011199-D01P] - Analysis of ANXA10 expression in human kidney.



Western Blot: Annexin A10 Antibody [H00011199-D01P] - Analysis of ANXA10 expression in transfected 293T cell line by ANXA10 polyclonal antibody. Lane 1: ANXA10 transfected lysate(37.30 KDa). Lane 2: Non-transfected lysate.





### **Novus Biologicals USA**

10730 E. Briarwood Avenue  
Centennial, CO 80112  
USA

Phone: 303.730.1950  
Toll Free: 1.888.506.6887  
Fax: 303.730.1966  
novus@novusbio.com

### **Bio-Techne Canada**

21 Canmotor Ave  
Toronto, ON M8Z 4E6  
Canada

Phone: 905.827.6400  
Toll Free: 855.668.8722  
Fax: 905.827.6402  
canada.inquires@bio-techne.com

### **Bio-Techne Ltd**

19 Barton Lane  
Abingdon Science Park  
Abingdon, OX14 3NB, United Kingdom  
Phone: (44) (0) 1235 529449  
Free Phone: 0800 37 34 15  
Fax: (44) (0) 1235 533420  
info.EMEA@bio-techne.com

### **General Contact Information**

www.novusbio.com  
Technical Support: technical@novusbio.com  
Orders: orders@novusbio.com  
General: novus@novusbio.com

### **Limitations**

This product is for research use only and is not approved for use in humans or in clinical diagnosis. Primary Antibodies are guaranteed for 1 year from date of receipt.

For more information on our 100% guarantee, please visit [www.novusbio.com/guarantee](http://www.novusbio.com/guarantee)

Earn gift cards/discounts by submitting a review: [www.novusbio.com/reviews/submit/H00011199-D01P](http://www.novusbio.com/reviews/submit/H00011199-D01P)

Earn gift cards/discounts by submitting a publication using this product:  
[www.novusbio.com/publications](http://www.novusbio.com/publications)

