

# Product Datasheet

## Coronin-1a Antibody (4G10) - Azide and BSA Free H00011151-M01

Unit Size: 0.1 mg

Aliquot and store at -20C or -80C. Avoid freeze-thaw cycles.

[www.novusbio.com](http://www.novusbio.com)



[technical@novusbio.com](mailto:technical@novusbio.com)

### Publications: 5

Protocols, Publications, Related Products, Reviews, Research Tools and Images at:  
[www.novusbio.com/H00011151-M01](http://www.novusbio.com/H00011151-M01)

Updated 2/21/2025 v.20.1

Earn rewards for product  
reviews and publications.

Submit a publication at [www.novusbio.com/publications](http://www.novusbio.com/publications)

Submit a review at [www.novusbio.com/reviews/destination/H00011151-M01](http://www.novusbio.com/reviews/destination/H00011151-M01)



**H00011151-M01**


Coronin-1a Antibody (4G10) - Azide and BSA Free

Product Information	
Unit Size	0.1 mg
Concentration	Concentrations vary lot to lot. See vial label for concentration. If unlisted please contact technical services.
Storage	Aliquot and store at -20C or -80C. Avoid freeze-thaw cycles.
Clonality	Monoclonal
Clone	4G10
Preservative	No Preservative
Isotype	IgG2a Kappa
Purity	IgG purified
Buffer	In 1x PBS, pH 7.4
Product Description	
Host	Mouse
Gene ID	11151
Gene Symbol	CORO1A
Species	Human, Mouse
Specificity/Sensitivity	CORO1A - coronin, actin binding protein, 1A
Immunogen	CORO1A (NP_009005, 360 a.a. ~ 461 a.a) partial recombinant protein with GST tag. MW of the GST tag alone is 26 KDa. QEDLYPPTAGPDPALTAEEWLGGRDAGPLLISLKDGYVPPKSRELRVNRGLDT GRRRAAPEASGTPSSDAVSRLEEEMRKLQATVQELQKRLDRLEETVQAK
Notes	This product is produced by and distributed for Abnova, a company based in Taiwan.
Product Application Details	
Applications	Western Blot, ELISA, Immunocytochemistry/ Immunofluorescence, Immunohistochemistry, Immunohistochemistry-Paraffin, Sandwich ELISA
Recommended Dilutions	Western Blot 1:500, ELISA, Immunohistochemistry, Immunocytochemistry/ Immunofluorescence, Immunohistochemistry-Paraffin, Sandwich ELISA
Application Notes	Antibody reactive against cell lysate and recombinant protein for Western Blot. Has also been used for immunohistochemistry (paraffin) and ELISA.

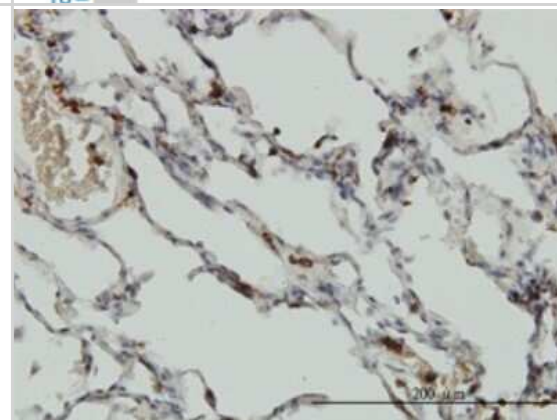


## Images

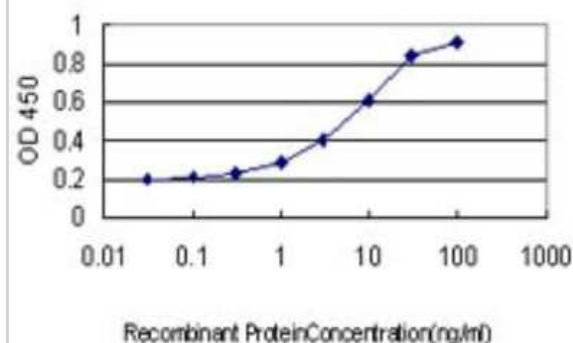
Western Blot: Coronin-1a Antibody (4G10) [H00011151-M01] - CORO1A monoclonal antibody (M01), clone 4G10 Analysis of CORO1A expression in K-562.



Immunohistochemistry-Paraffin: Coronin-1a Antibody (4G10) [H00011151-M01] - Analysis of monoclonal antibody to CORO1A on formalin-fixed paraffin-embedded human lung. Antibody concentration 3 ug/ml.



Sandwich ELISA: Coronin-1a Antibody (4G10) [H00011151-M01] - Detection limit for recombinant GST tagged CORO1A is approximately 0.1ng/ml as a capture antibody.



## Publications

Tohnyui F, Christelle B, Haiyan Z et al. An evolutionarily conserved coronin-dependent pathway defines cell population size. *Sci Signal*. 2022-11-08 [PMID: 36346836]

Jayachandran R, Gumienny A, Bolinger B et al. Disruption of Coronin 1 Signaling in T Cells Promotes Allograft Tolerance while Maintaining Anti-Pathogen Immunity. *Immunity*. 2019-02-02 [PMID: 30611611]

Moriceau S, Kantari C, Mocek J et al. Coronin-1 Is Associated with Neutrophil Survival and Is Cleaved during Apoptosis: Potential Implication in Neutrophils from Cystic Fibrosis Patients. *J Immunol*. 2009-06-01 [PMID: 19454722]

Jayachandran R, Liu X, Bosedasgupta S et al. Coronin 1 regulates cognition and behavior through modulation of cAMP/protein kinase A signaling. *PLoS Biol*. 2014-03-25 [PMID: 24667537]

Federzoni EA, Humbert M, Valk PJ et al. The actin-binding protein CORO1A is a novel PU.1 (SPI1)- and CEBPA-regulated gene with significantly lower expression in APL and CEBPA-mutated AML patients. *Br J Haematol*. 2013-03-01 [PMID: 23252456] (Human)



### **Novus Biologicals USA**

10730 E. Briarwood Avenue  
Centennial, CO 80112  
USA  
Phone: 303.730.1950  
Toll Free: 1.888.506.6887  
Fax: 303.730.1966  
nb-customerservice@bio-techne.com

### **Bio-Techne Canada**

21 Canmotor Ave  
Toronto, ON M8Z 4E6  
Canada  
Phone: 905.827.6400  
Toll Free: 855.668.8722  
Fax: 905.827.6402  
canada.inquires@bio-techne.com

### **Bio-Techne Ltd**

19 Barton Lane  
Abingdon Science Park  
Abingdon, OX14 3NB, United Kingdom  
Phone: (44) (0) 1235 529449  
Free Phone: 0800 37 34 15  
Fax: (44) (0) 1235 533420  
info.EMEA@bio-techne.com

### **General Contact Information**

www.novusbio.com  
Technical Support: nb-technical@bio-techne.com  
Orders: nb-customerservice@bio-techne.com  
General: novus@novusbio.com

### **Products Related to H00011151-M01**

HAF007	Goat anti-Mouse IgG Secondary Antibody [HRP]
NB720-B	Rabbit anti-Mouse IgG (H+L) Secondary Antibody [Biotin]
NBP1-96981-0.5mg	Mouse IgG2a Kappa Isotype Control (M2AK)
H00011151-Q01-10ug	Recombinant Human Coronin-1a GST (N-Term) Protein

### **Limitations**

This product is for research use only and is not approved for use in humans or in clinical diagnosis. Primary Antibodies are guaranteed for 1 year from date of receipt.

For more information on our 100% guarantee, please visit [www.novusbio.com/guarantee](http://www.novusbio.com/guarantee)

Earn gift cards/discounts by submitting a review: [www.novusbio.com/reviews/submit/H00011151-M01](http://www.novusbio.com/reviews/submit/H00011151-M01)

Earn gift cards/discounts by submitting a publication using this product:  
[www.novusbio.com/publications](http://www.novusbio.com/publications)

