

Product Datasheet

PLA2G16/HRASLS3 Antibody - Azide and BSA Free H00011145-B01P

Unit Size: 0.05 mg

Aliquot and store at -20C or -80C. Avoid freeze-thaw cycles.

www.novusbio.com



technical@novusbio.com

Protocols, Publications, Related Products, Reviews, Research Tools and Images at:
www.novusbio.com/H00011145-B01P

Updated 2/21/2025 v.20.1

Earn rewards for product
reviews and publications.

Submit a publication at www.novusbio.com/publications

Submit a review at www.novusbio.com/reviews/destination/H00011145-B01P



H00011145-B01P

PLA2G16/HRASLS3 Antibody - Azide and BSA Free

Product Information	
Unit Size	0.05 mg
Concentration	Concentrations vary lot to lot. See vial label for concentration. If unlisted please contact technical services.
Storage	Aliquot and store at -20C or -80C. Avoid freeze-thaw cycles.
Clonality	Polyclonal
Preservative	No Preservative
Isotype	IgG
Purity	Protein A purified
Buffer	PBS (pH 7.4)

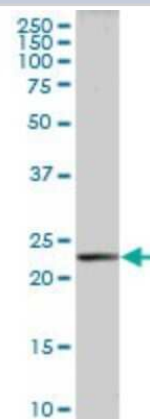
Product Description	
Host	Mouse
Gene ID	11145
Gene Symbol	PLA2G16
Species	Human
Specificity/Sensitivity	HRASLS3 - HRAS-like suppressor 3,
Immunogen	HRASLS3 (AAH01387.1, 1 a.a. - 162 a.a.) full-length human protein. MRAPIPEPKPGDLIEIFRPFYRHWAIYVG DGYVVHLAPPSEVAGAGAASVMSAL TDKAIVKKELLYDVAGSDKYQVNNKHDDKYSPLPCSKIIQRAEELVGQEVLYKL TSENCEHFVNELRYGVARSDQVRDVIIAASVAGMGLAAMSLIGVMFSRNKRQK Q
Notes	This product is produced by and distributed for Abnova, a company based in Taiwan.

Product Application Details	
Applications	Western Blot, Immunocytochemistry/ Immunofluorescence
Recommended Dilutions	Western Blot 1:500, Immunocytochemistry/ Immunofluorescence
Application Notes	Antibody reactive against Recombinant Protein with GST tag on ELISA and Western Blot and also on transfected lysate in western blot. GST tag alone is used as a negative control.

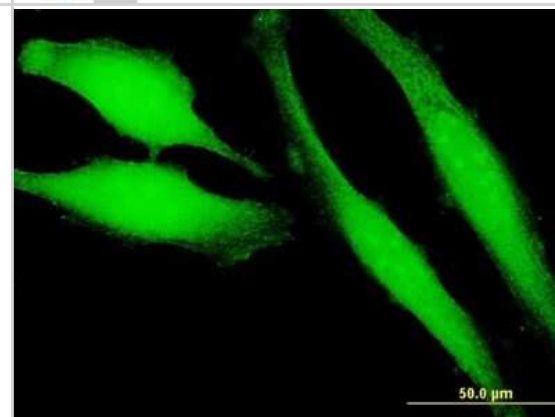


Images


Western Blot: PLA2G16/HRASLS3 Antibody [H00011145-B01P] - Analysis of HRASLS3 expression in human placenta.



Immunocytochemistry/Immunofluorescence: PLA2G16/HRASLS3 Antibody [H00011145-B01P] - Analysis of purified antibody to HRASLS3 on HeLa cell. (antibody concentration 10 ug/ml)



Western Blot: PLA2G16/HRASLS3 Antibody [H00011145-B01P] - Analysis of PLA2G16 expression in transfected 293T cell line by PLA2G16 polyclonal antibody. Lane 1: HRASLS3 transfected lysate (17.82 KDa). Lane 2: Non-transfected lysate.





Novus Biologicals USA

10730 E. Briarwood Avenue
Centennial, CO 80112
USA
Phone: 303.730.1950
Toll Free: 1.888.506.6887
Fax: 303.730.1966
nb-customerservice@bio-techne.com

Bio-Techne Canada

21 Canmotor Ave
Toronto, ON M8Z 4E6
Canada
Phone: 905.827.6400
Toll Free: 855.668.8722
Fax: 905.827.6402
canada.inquires@bio-techne.com

Bio-Techne Ltd

19 Barton Lane
Abingdon Science Park
Abingdon, OX14 3NB, United Kingdom
Phone: (44) (0) 1235 529449
Free Phone: 0800 37 34 15
Fax: (44) (0) 1235 533420
info.EMEA@bio-techne.com

General Contact Information

www.novusbio.com
Technical Support: nb-technical@bio-techne.com
Orders: nb-customerservice@bio-techne.com
General: novus@novusbio.com

Products Related to H00011145-B01P

HAF007	Goat anti-Mouse IgG Secondary Antibody [HRP]
NB720-B	Rabbit anti-Mouse IgG (H+L) Secondary Antibody [Biotin]
NBP1-97019-5mg	Mouse IgG Isotype Control
NBC1-22617	Recombinant Human PLA2G16/HRASLS3 Protein

Limitations

This product is for research use only and is not approved for use in humans or in clinical diagnosis. Primary Antibodies are guaranteed for 1 year from date of receipt.

For more information on our 100% guarantee, please visit www.novusbio.com/guarantee

Earn gift cards/discounts by submitting a review: www.novusbio.com/reviews/submit/H00011145-B01P

Earn gift cards/discounts by submitting a publication using this product:
www.novusbio.com/publications

