

Product Datasheet

STI1 Antibody (1C6) - Azide and BSA Free H00010963-M06

Unit Size: 0.1 mg

Aliquot and store at -20C or -80C. Avoid freeze-thaw cycles.

www.novusbio.com



technical@novusbio.com

Publications: 1

Protocols, Publications, Related Products, Reviews, Research Tools and Images at:
www.novusbio.com/H00010963-M06

Updated 9/9/2025 v.20.1

Earn rewards for product
reviews and publications.

Submit a publication at www.novusbio.com/publications

Submit a review at www.novusbio.com/reviews/destination/H00010963-M06



H00010963-M06


STI1 Antibody (1C6) - Azide and BSA Free

Product Information	
Unit Size	0.1 mg
Concentration	Concentrations vary lot to lot. See vial label for concentration. If unlisted please contact technical services.
Storage	Aliquot and store at -20C or -80C. Avoid freeze-thaw cycles.
Clonality	Monoclonal
Clone	1C6
Preservative	No Preservative
Isotype	IgG2a Kappa
Purity	IgG purified
Buffer	In 1x PBS, pH 7.4
Product Description	
Description	Novus Biologicals Mouse STI1 Antibody (1C6) - Azide and BSA Free (H00010963-M06) is a monoclonal antibody validated for use in IHC, WB, ELISA and ICC/IF. Anti-STI1 Antibody: Cited in 1 publication. All Novus Biologicals antibodies are covered by our 100% guarantee.
Host	Mouse
Gene ID	10963
Gene Symbol	STIP1
Species	Human, Mouse, Rat
Specificity/Sensitivity	This product is specific for Human STIP1 monoclonal antibody (M06), clone 1C6 [Gene ID: 10963].
Immunogen	STIP1 (NP_006810.1, 445 a.a. ~ 543 a.a) partial recombinant protein with GST tag. MW of the GST tag alone is 26 KDa. TKAMDVYQKALDLDSSCKEADGYQRCMMAQYNRHDSPEDVKRRAMADPEV QQIMSDPAMRLILEQMOKDPQALSEHLKNPVIAQKIQLMDVGLIAIR
Notes	This product is produced by and distributed for Abnova, a company based in Taiwan.
Product Application Details	
Applications	Western Blot, Immunohistochemistry-Paraffin, ELISA, Immunocytochemistry/Immunofluorescence, Immunohistochemistry, Sandwich ELISA
Recommended Dilutions	Western Blot, ELISA, Immunohistochemistry, Immunocytochemistry/Immunofluorescence, Immunohistochemistry-Paraffin, Sandwich ELISA
Application Notes	Mouse monoclonal antibody raised against a partial recombinant STIP1.

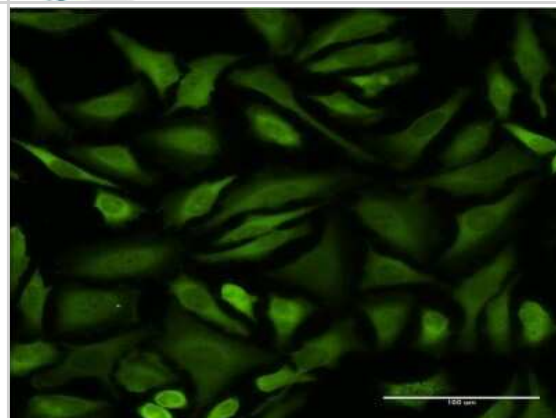


Images


Western Blot: STI1 Antibody (1C6) [H00010963-M06] - Analysis of STIP1 expression in Raw 264.7.




Immunocytochemistry/Immunofluorescence: STI1 Antibody (1C6) [H00010963-M06] - Analysis of monoclonal antibody to STIP1 on HeLa cell. Antibody concentration 10 ug/ml



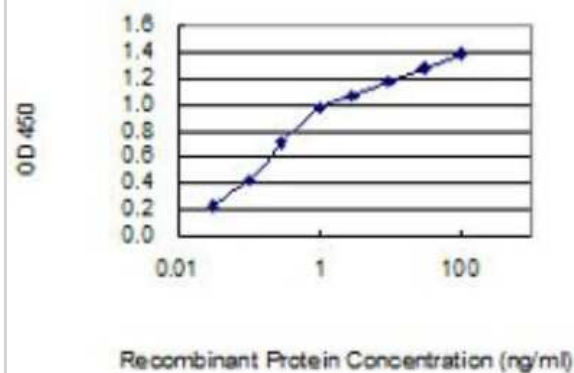
Western Blot: STI1 Antibody (1C6) [H00010963-M06] - Analysis of STIP1 expression in PC-12.



Western Blot: STI1 Antibody (1C6) [H00010963-M06] - Analysis of STIP1 expression in NIH/3T3.



Sandwich ELISA: ST11 Antibody (1C6) [H00010963-M06] - Detection limit for recombinant GST tagged STIP1 is 0.03 ng/ml as a capture antibody.



Publications

Tsai CL, Tsai CN, Lin CY et al. Secreted Stress-Induced Phosphoprotein 1 Activates the ALK2-SMAD Signaling Pathways and Promotes Cell Proliferation of Ovarian Cancer Cells. Cell Rep. 2012-08-09 [PMID: 22884369]



Novus Biologicals USA

10730 E. Briarwood Avenue
Centennial, CO 80112
USA
Phone: 303.730.1950
Toll Free: 1.888.506.6887
Fax: 303.730.1966
nb-customerservice@bio-techne.com

Bio-Techne Canada

21 Canmotor Ave
Toronto, ON M8Z 4E6
Canada
Phone: 905.827.6400
Toll Free: 855.668.8722
Fax: 905.827.6402
canada.inquires@bio-techne.com

Bio-Techne Ltd

19 Barton Lane
Abingdon Science Park
Abingdon, OX14 3NB, United Kingdom
Phone: (44) (0) 1235 529449
Free Phone: 0800 37 34 15
Fax: (44) (0) 1235 533420
info.EMEA@bio-techne.com

General Contact Information

www.novusbio.com
Technical Support: nb-technical@bio-techne.com
Orders: nb-customerservice@bio-techne.com
General: novus@novusbio.com

Products Related to H00010963-M06

HAF007	Goat anti-Mouse IgG Secondary Antibody [HRP]
NB720-B	Rabbit anti-Mouse IgG (H+L) Secondary Antibody [Biotin]
NBP1-96981-0.5mg	Mouse IgG2a Kappa Isotype Control (M2AK)
NBP2-49685-0.1mg	Recombinant Human STI1 Protein

Limitations

This product is for research use only and is not approved for use in humans or in clinical diagnosis. Primary Antibodies are guaranteed for 1 year from date of receipt.

For more information on our 100% guarantee, please visit www.novusbio.com/guarantee

Earn gift cards/discounts by submitting a review: www.novusbio.com/reviews/submit/H00010963-M06

Earn gift cards/discounts by submitting a publication using this product:
www.novusbio.com/publications

