

Product Datasheet

Peroxiredoxin 3 Antibody (1E3-B2) - Azide and BSA Free H00010935-M01

Unit Size: 0.1 mg

Aliquot and store at -20C or -80C. Avoid freeze-thaw cycles.

www.novusbio.com



technical@novusbio.com

Publications: 1

Protocols, Publications, Related Products, Reviews, Research Tools and Images at:
www.novusbio.com/H00010935-M01

Updated 2/21/2025 v.20.1

Earn rewards for product
reviews and publications.

Submit a publication at www.novusbio.com/publications

Submit a review at www.novusbio.com/reviews/destination/H00010935-M01



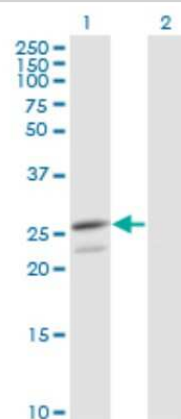
H00010935-M01**Peroxiredoxin 3 Antibody (1E3-B2) - Azide and BSA Free**

Product Information	
Unit Size	0.1 mg
Concentration	Concentrations vary lot to lot. See vial label for concentration. If unlisted please contact technical services.
Storage	Aliquot and store at -20C or -80C. Avoid freeze-thaw cycles.
Clonality	Monoclonal
Clone	1E3-B2
Preservative	No Preservative
Isotype	IgG1 Kappa
Purity	IgG purified
Buffer	In 1x PBS, pH 7.4
Product Description	
Host	Mouse
Gene ID	10935
Gene Symbol	PRDX3
Species	Human
Specificity/Sensitivity	PRDX3 - peroxiredoxin 3
Immunogen	PRDX3 (AAH02685, 1 a.a. ~ 256 a.a) full-length recombinant protein with GST tag. MW of the GST tag alone is 26 KDa. MAAAVGRLLRASVARHVSIPAIPWGISATAALRPAACGRTSLTNLLCSGSSQAKLF STSSSCHAPAVTQHAPYFKGTAVVNGEFKDLSLDDFKGKYLVLFFYPDLDFVC PTEIVAFSDKANEFHDVNCEVVAVSVDSHFSLAWINTPRKNGGLGHMNIALLS DLTKQISRDYGVLLLEGSGLALRGLFIIDPNGVIKHLVNDLPVGRSVEETLRLVK AFQYVETHGEVCPANWTPDPTIKPSPAASKEYFQKVNQ
Notes	This product is produced by and distributed for Abnova, a company based in Taiwan.
Product Application Details	
Applications	Western Blot, ELISA, Immunocytochemistry/ Immunofluorescence, Immunoprecipitation
Recommended Dilutions	Western Blot, ELISA, Immunocytochemistry/ Immunofluorescence, Immunoprecipitation
Application Notes	Antibody reactive against recombinant protein with GST tag on ELISA and immunofluorescence. GST tag alone is used as a negative control.

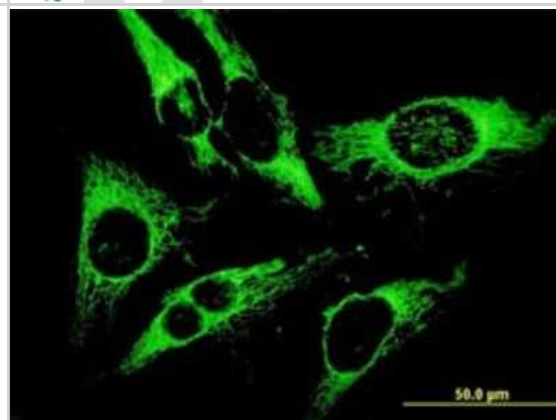


Images

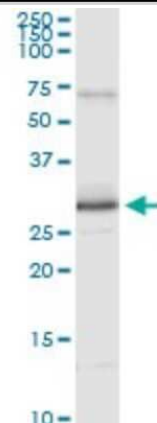
Western Blot: Peroxiredoxin 3 Antibody (1E3-B2) [H00010935-M01] - Analysis of PRDX3 expression in transfected 293T cell line by PRDX3 monoclonal antibody (M01), clone 1E3-B2. Lane 1: PRDX3 transfected lysate (Predicted MW: 27.7 KDa). Lane 2: Non-transfected lysate.



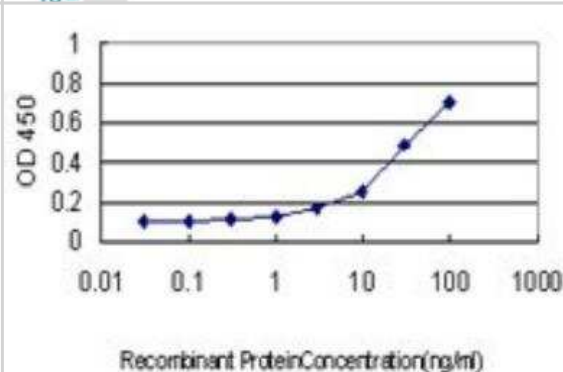
Immunocytochemistry/Immunofluorescence: Peroxiredoxin 3 Antibody (1E3-B2) [H00010935-M01] - Analysis of monoclonal antibody to PRDX3 on HeLa cell. Antibody concentration 10 ug/ml.



Immunoprecipitation: Peroxiredoxin 3 Antibody (1E3-B2) [H00010935-M01] - Analysis of PRDX3 transfected lysate using anti-PRDX3 monoclonal antibody and Protein A Magnetic Bead, and immunoblotted with PRDX3 MaxPab rabbit polyclonal antibody.



ELISA: Peroxiredoxin 3 Antibody (1E3-B2) [H00010935-M01] - Detection limit for recombinant GST tagged PRDX3 is approximately 1ng/ml as a capture antibody.



Publications

Tang Z, Baykal AT, Gao H et al. mTor Is a Signaling Hub in Cell Survival: A Mass-Spectrometry-Based Proteomics Investigation. J. Proteome Res. 2014-04-14 [PMID: 24694195] (WB, Human)



Novus Biologicals USA

10730 E. Briarwood Avenue
Centennial, CO 80112
USA
Phone: 303.730.1950
Toll Free: 1.888.506.6887
Fax: 303.730.1966
nb-customerservice@bio-techne.com

Bio-Techne Canada

21 Canmotor Ave
Toronto, ON M8Z 4E6
Canada
Phone: 905.827.6400
Toll Free: 855.668.8722
Fax: 905.827.6402
canada.inquires@bio-techne.com

Bio-Techne Ltd

19 Barton Lane
Abingdon Science Park
Abingdon, OX14 3NB, United Kingdom
Phone: (44) (0) 1235 529449
Free Phone: 0800 37 34 15
Fax: (44) (0) 1235 533420
info.EMEA@bio-techne.com

General Contact Information

www.novusbio.com
Technical Support: nb-technical@bio-techne.com
Orders: nb-customerservice@bio-techne.com
General: novus@novusbio.com

Products Related to H00010935-M01

HAF007	Goat anti-Mouse IgG Secondary Antibody [HRP]
NB720-B	Rabbit anti-Mouse IgG (H+L) Secondary Antibody [Biotin]
NBP1-43319-0.5mg	Mouse IgG1 Kappa Isotype Control (P3.6.2.8.1)
NBC1-27993	Recombinant Human Peroxiredoxin 3 Protein

Limitations

This product is for research use only and is not approved for use in humans or in clinical diagnosis. Primary Antibodies are guaranteed for 1 year from date of receipt.

For more information on our 100% guarantee, please visit www.novusbio.com/guarantee

Earn gift cards/discounts by submitting a review: www.novusbio.com/reviews/submit/H00010935-M01

Earn gift cards/discounts by submitting a publication using this product:
www.novusbio.com/publications

