

Product Datasheet

SUGT1 Antibody (1A10) - Azide and BSA Free H00010910-M04

Unit Size: 0.1 mg

Aliquot and store at -20C or -80C. Avoid freeze-thaw cycles.

www.novusbio.com



technical@novusbio.com

Protocols, Publications, Related Products, Reviews, Research Tools and Images at:
www.novusbio.com/H00010910-M04

Updated 2/21/2025 v.20.1

Earn rewards for product
reviews and publications.

Submit a publication at www.novusbio.com/publications

Submit a review at www.novusbio.com/reviews/destination/H00010910-M04



H00010910-M04

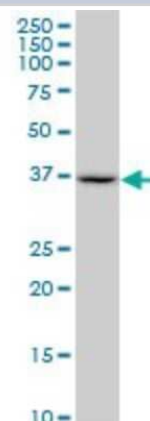
SUGT1 Antibody (1A10) - Azide and BSA Free

Product Information	
Unit Size	0.1 mg
Concentration	Concentrations vary lot to lot. See vial label for concentration. If unlisted please contact technical services.
Storage	Aliquot and store at -20C or -80C. Avoid freeze-thaw cycles.
Clonality	Monoclonal
Clone	1A10
Preservative	No Preservative
Isotype	IgG3 Kappa
Purity	IgG purified
Buffer	In 1x PBS, pH 7.4
Product Description	
Host	Mouse
Gene ID	10910
Gene Symbol	SUGT1
Species	Human, Mouse, Rat
Specificity/Sensitivity	SUGT1 - SGT1, suppressor of G2 allele of SKP1 (<i>S. cerevisiae</i>) (1A10)
Immunogen	SUGT1 (NP_006695, 151 a.a. ~ 260 a.a) partial recombinant protein with GST tag. MW of the GST tag alone is 26 KDa. VVITLMIKNVQKNDVNVEFSEKELSALVKLPSGEDYNLKELELLHPIIPEQSTFKVL STKIEIKLKKPEAVRWEKLEGQGDVPTPKQFVADVKNLYPSSSPYTRNWDKLV G
Notes	This product is produced by and distributed for Abnova, a company based in Taiwan.
Product Application Details	
Applications	Western Blot, ELISA, Immunoprecipitation
Recommended Dilutions	Western Blot 1:500, ELISA, Immunoprecipitation
Application Notes	Antibody Reactive Against Recombinant Protein with GST tag on ELISA and Western Blot. GST tag alone is used as a negative control.



Images

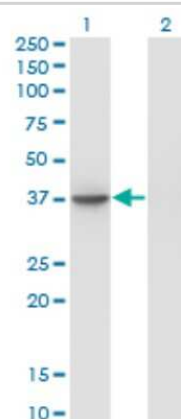
Western Blot: SUGT1 Antibody (1A10) [H00010910-M04] - Analysis of SUGT1 expression in Raw 264.7 (Cat # L024V1).



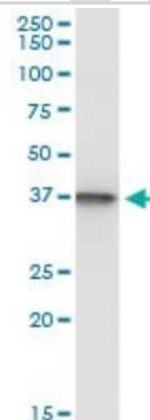
Western Blot: SUGT1 Antibody (1A10) [H00010910-M04] - Analysis of SUGT1 expression in PC-12 (Cat # L012V1).



Western Blot: SUGT1 Antibody (1A10) [H00010910-M04] - Analysis of SUGT1 expression in transfected 293T cell line by SUGT1 monoclonal antibody (M04), clone 1A10. Lane 1: SUGT1 transfected lysate (Predicted MW: 37.8 KDa). Lane 2: Non-transfected lysate.



Immunoprecipitation: SUGT1 Antibody (1A10) [H00010910-M04] - Analysis of SUGT1 transfected lysate using anti-SUGT1 monoclonal antibody and Protein A Magnetic Bead, and immunoblotted with SUGT1 monoclonal antibody.



**Novus Biologicals USA**

10730 E. Briarwood Avenue
Centennial, CO 80112
USA
Phone: 303.730.1950
Toll Free: 1.888.506.6887
Fax: 303.730.1966
nb-customerservice@bio-techne.com

Bio-Techne Canada

21 Canmotor Ave
Toronto, ON M8Z 4E6
Canada
Phone: 905.827.6400
Toll Free: 855.668.8722
Fax: 905.827.6402
canada.inquires@bio-techne.com

Bio-Techne Ltd

19 Barton Lane
Abingdon Science Park
Abingdon, OX14 3NB, United Kingdom
Phone: (44) (0) 1235 529449
Free Phone: 0800 37 34 15
Fax: (44) (0) 1235 533420
info.EMEA@bio-techne.com

General Contact Information

www.novusbio.com
Technical Support: nb-technical@bio-techne.com
Orders: nb-customerservice@bio-techne.com
General: novus@novusbio.com

Products Related to H00010910-M04

HAF007	Goat anti-Mouse IgG Secondary Antibody [HRP]
NB720-B	Rabbit anti-Mouse IgG (H+L) Secondary Antibody [Biotin]
NBP1-96978	Mouse IgG3 Kappa Light Chain Isotype Control (MG3K)
NBP1-50979-0.1mg	Recombinant Human SUGT1 His Protein

Limitations

This product is for research use only and is not approved for use in humans or in clinical diagnosis. Primary Antibodies are guaranteed for 1 year from date of receipt.

For more information on our 100% guarantee, please visit www.novusbio.com/guarantee

Earn gift cards/discounts by submitting a review: www.novusbio.com/reviews/submit/H00010910-M04

Earn gift cards/discounts by submitting a publication using this product:
www.novusbio.com/publications

