

# Product Datasheet

## ALDH1L1 Antibody (3E9) - Azide and BSA Free H00010840-M01

Unit Size: 50 ug

Aliquot and store at -20C or -80C. Avoid freeze-thaw cycles.

[www.novusbio.com](http://www.novusbio.com)



[technical@novusbio.com](mailto:technical@novusbio.com)

Protocols, Publications, Related Products, Reviews, Research Tools and Images at:  
[www.novusbio.com/H00010840-M01](http://www.novusbio.com/H00010840-M01)

Updated 9/9/2025 v.20.1

Earn rewards for product  
reviews and publications.

Submit a publication at [www.novusbio.com/publications](http://www.novusbio.com/publications)

Submit a review at [www.novusbio.com/reviews/destination/H00010840-M01](http://www.novusbio.com/reviews/destination/H00010840-M01)



**H00010840-M01**

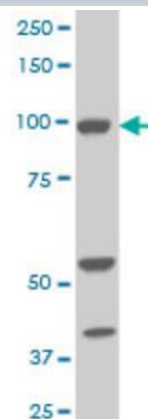
ALDH1L1 Antibody (3E9) - Azide and BSA Free

Product Information	
Unit Size	50 ug
Concentration	Concentrations vary lot to lot. See vial label for concentration. If unlisted please contact technical services.
Storage	Aliquot and store at -20C or -80C. Avoid freeze-thaw cycles.
Clonality	Monoclonal
Clone	3E9
Preservative	No Preservative
Isotype	IgG3 Kappa
Purity	IgG purified
Buffer	In 1x PBS, pH 7.4
Product Description	
Description	Novus Biologicals Mouse ALDH1L1 Antibody (3E9) - Azide and BSA Free (H00010840-M01) is a monoclonal antibody validated for use in IHC, WB, ELISA and ICC/IF. All Novus Biologicals antibodies are covered by our 100% guarantee.
Host	Mouse
Gene ID	10840
Gene Symbol	ALDH1L1
Species	Human, Mouse
Marker	Astrocyte Marker
Specificity/Sensitivity	ALDH1L1 - aldehyde dehydrogenase 1 family, member L1
Immunogen	ALDH1L1 (NP_036322, 803 a.a. ~ 902 a.a) partial recombinant protein with GST tag. MW of the GST tag alone is 26 KDa. EESFGPVMIIISRFADGDLDAVL SRANATEFGLASGVFTRDINKALYVSDKLQAG TVFVNTYNTDVAAPFGGFKQSGFGKDLGEAALNEYLRVKTVTTFEY
Notes	This product is produced by and distributed for Abnova, a company based in Taiwan.
Product Application Details	
Applications	Western Blot, Immunohistochemistry-Paraffin, ELISA, Immunocytochemistry/Immunofluorescence, Immunohistochemistry
Recommended Dilutions	Western Blot 1:500, ELISA 1:100-1:2000, Immunohistochemistry 1:10-1:500, Immunocytochemistry/ Immunofluorescence 1:10-1:500, Immunohistochemistry-Paraffin 1:10-1:500
Application Notes	Antibody reactive against cell lysate and recombinant protein for Western Blot. Has also been used for immunofluorescence, immunohistochemistry (paraffin), and ELISA.

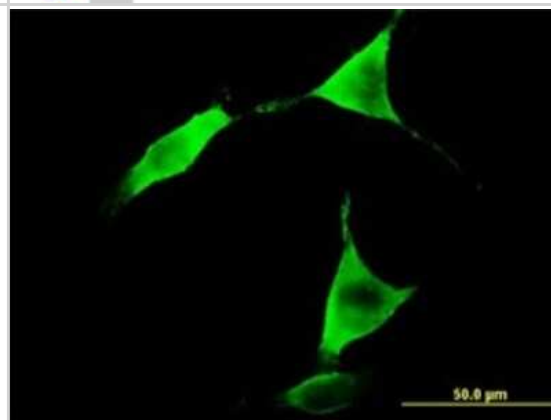


## Images

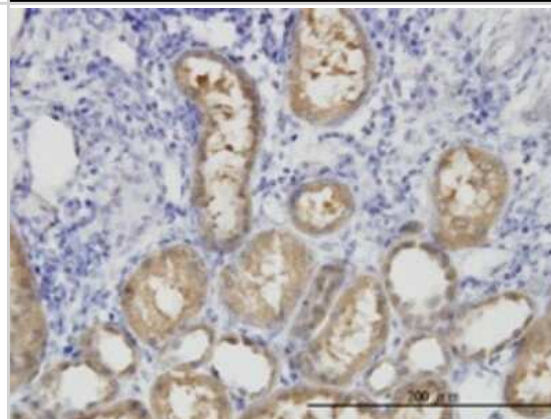
Western Blot: ALDH1L1 Antibody (3E9) [H00010840-M01] - ALDH1L1 monoclonal antibody (M01), clone 3E9 Analysis of ALDH1L1 expression in NIH/3T3.



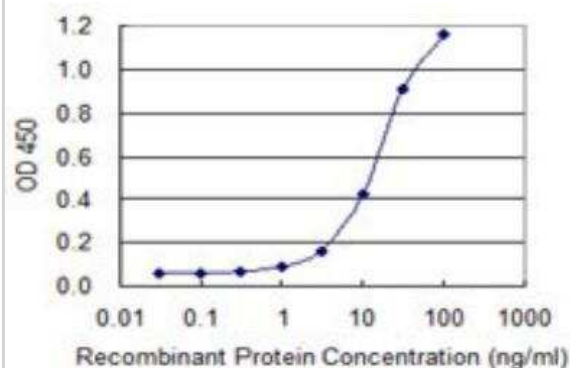
Immunocytochemistry/Immunofluorescence: ALDH1L1 Antibody (3E9) [H00010840-M01] - Analysis of monoclonal antibody to ALDH1L1 on NIH/3T3 cell. Antibody concentration 10 ug/ml.



Immunohistochemistry-Paraffin: ALDH1L1 Antibody (3E9) [H00010840-M01] - Analysis of monoclonal antibody to ALDH1L1 on formalin-fixed paraffin-embedded human kidney. Antibody concentration 3 ug/ml.



ELISA: ALDH1L1 Antibody (3E9) [H00010840-M01] - Detection limit for recombinant GST tagged ALDH1L1 is 0.3 ng/ml as a capture antibody.





### **Novus Biologicals USA**

10730 E. Briarwood Avenue  
Centennial, CO 80112  
USA  
Phone: 303.730.1950  
Toll Free: 1.888.506.6887  
Fax: 303.730.1966  
nb-customerservice@bio-techne.com

### **Bio-Techne Canada**

21 Canmotor Ave  
Toronto, ON M8Z 4E6  
Canada  
Phone: 905.827.6400  
Toll Free: 855.668.8722  
Fax: 905.827.6402  
canada.inquires@bio-techne.com

### **Bio-Techne Ltd**

19 Barton Lane  
Abingdon Science Park  
Abingdon, OX14 3NB, United Kingdom  
Phone: (44) (0) 1235 529449  
Free Phone: 0800 37 34 15  
Fax: (44) (0) 1235 533420  
info.EMEA@bio-techne.com

### **General Contact Information**

[www.novusbio.com](http://www.novusbio.com)  
Technical Support: nb-technical@bio-techne.com  
Orders: nb-customerservice@bio-techne.com  
General: novus@novusbio.com

### **Products Related to H00010840-M01**

HAF007	Goat anti-Mouse IgG Secondary Antibody [HRP]
NB720-B	Rabbit anti-Mouse IgG (H+L) Secondary Antibody [Biotin]
NBP1-96978	Mouse IgG3 Kappa Light Chain Isotype Control (MG3K)
H00010840-Q01-10ug	Recombinant Human ALDH1L1 GST (N-Term) Protein

### **Limitations**

This product is for research use only and is not approved for use in humans or in clinical diagnosis. Primary Antibodies are guaranteed for 1 year from date of receipt.

For more information on our 100% guarantee, please visit [www.novusbio.com/guarantee](http://www.novusbio.com/guarantee)

Earn gift cards/discounts by submitting a review: [www.novusbio.com/reviews/submit/H00010840-M01](http://www.novusbio.com/reviews/submit/H00010840-M01)

Earn gift cards/discounts by submitting a publication using this product:  
[www.novusbio.com/publications](http://www.novusbio.com/publications)

