

# Product Datasheet

## p23/PTGES3 Antibody (3H1-2A8) - Azide and BSA Free H00010728-M01

Unit Size: 0.1 mg

Aliquot and store at -20C or -80C. Avoid freeze-thaw cycles.

[www.novusbio.com](http://www.novusbio.com)



[technical@novusbio.com](mailto:technical@novusbio.com)

Protocols, Publications, Related Products, Reviews, Research Tools and Images at:  
[www.novusbio.com/H00010728-M01](http://www.novusbio.com/H00010728-M01)

Updated 9/9/2025 v.20.1

Earn rewards for product  
reviews and publications.

Submit a publication at [www.novusbio.com/publications](http://www.novusbio.com/publications)

Submit a review at [www.novusbio.com/reviews/destination/H00010728-M01](http://www.novusbio.com/reviews/destination/H00010728-M01)



**H00010728-M01**

p23/PTGES3 Antibody (3H1-2A8) - Azide and BSA Free

Product Information	
Unit Size	0.1 mg
Concentration	Concentrations vary lot to lot. See vial label for concentration. If unlisted please contact technical services.
Storage	Aliquot and store at -20C or -80C. Avoid freeze-thaw cycles.
Clonality	Monoclonal
Clone	3H1-2A8
Preservative	No Preservative
Isotype	IgG2a Kappa
Purity	IgG purified
Buffer	In 1x PBS, pH 7.4


Product Description	
Description	Novus Biologicals Mouse p23/PTGES3 Antibody (3H1-2A8) - Azide and BSA Free (H00010728-M01) is a monoclonal antibody validated for use in IHC, WB and ELISA. All Novus Biologicals antibodies are covered by our 100% guarantee.
Host	Mouse
Gene ID	10728
Gene Symbol	PTGES3
Species	Human
Reactivity Notes	Human. Other species not tested.
Specificity/Sensitivity	PTGES3 - inactive progesterone receptor, 23 kD
Immunogen	TEBP (AAH03005, 1 a.a. ~ 160 a.a) full-length recombinant protein with GST tag. MW of the GST tag alone is 26 KDa. MQPASAKWYDRRDYVFIEFCVEDSKDVNVNFEKSKLTFSCGGSDNFKHLNEI DLFHCIDPNDSKHKRTDRSILCCLRKGESGQSWPRLTKERAKLNWLSVDFNN WKDWEDDSDEDMSNFDRFSEMMNMGDEDEDVLDPEVDGADDDSQDSDDDE KMPDLE
Notes	This product is produced by and distributed for Abnova, a company based in Taiwan.

Product Application Details	
Applications	Western Blot, Immunohistochemistry-Paraffin, ELISA, Immunohistochemistry, Sandwich ELISA
Recommended Dilutions	Western Blot 1:500, ELISA, Immunohistochemistry, Immunohistochemistry-Paraffin, Sandwich ELISA
Application Notes	Antibody reactive against cell lysate and recombinant protein for western blot. It has also been used for ELISA.

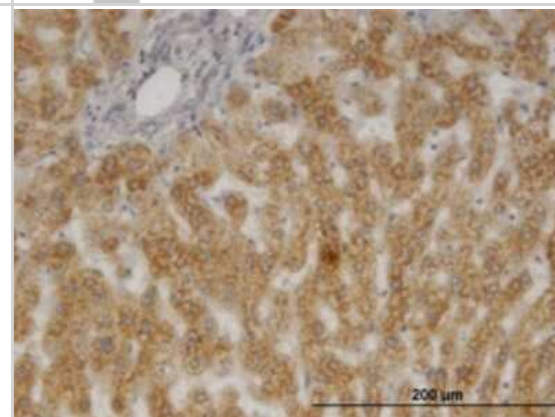


## Images

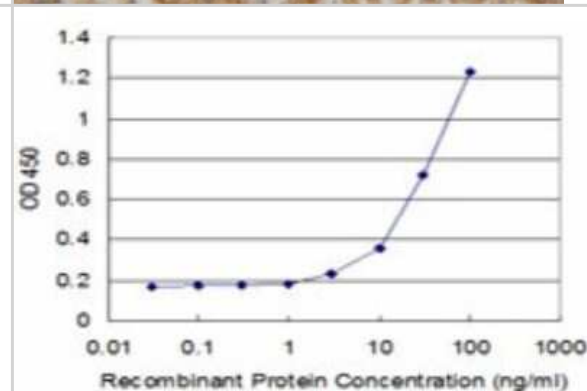
Western Blot: p23/PTGES3 Antibody (3H1-2A8) [H00010728-M01] - TEBP monoclonal antibody (M01), clone 3H1-2A8 Analysis of TEBP expression in HeLa.



Immunohistochemistry-Paraffin: p23/PTGES3 Antibody (3H1-2A8) [H00010728-M01] - Analysis of monoclonal antibody to PTGES3 on formalin-fixed paraffin-embedded human liver. Antibody concentration 3 ug/ml.



Sandwich ELISA: p23/PTGES3 Antibody (3H1-2A8) [H00010728-M01] - Detection limit for recombinant GST tagged PTGES3 is approximately 3ng/ml as a capture antibody.



**Novus Biologicals USA**

10730 E. Briarwood Avenue  
Centennial, CO 80112  
USA  
Phone: 303.730.1950  
Toll Free: 1.888.506.6887  
Fax: 303.730.1966  
nb-customerservice@bio-techne.com

**Bio-Techne Canada**

21 Canmotor Ave  
Toronto, ON M8Z 4E6  
Canada  
Phone: 905.827.6400  
Toll Free: 855.668.8722  
Fax: 905.827.6402  
canada.inquires@bio-techne.com

**Bio-Techne Ltd**

19 Barton Lane  
Abingdon Science Park  
Abingdon, OX14 3NB, United Kingdom  
Phone: (44) (0) 1235 529449  
Free Phone: 0800 37 34 15  
Fax: (44) (0) 1235 533420  
info.EMEA@bio-techne.com

**General Contact Information**

www.novusbio.com  
Technical Support: nb-technical@bio-  
techne.com  
Orders: nb-customerservice@bio-techne.com  
General: novus@novusbio.com

**Products Related to H00010728-M01**

HAF007	Goat anti-Mouse IgG Secondary Antibody [HRP]
NB720-B	Rabbit anti-Mouse IgG (H+L) Secondary Antibody [Biotin]
NBP1-96981-0.5mg	Mouse IgG2a Kappa Isotype Control (M2AK)
NBP3-18323-100ug	Recombinant Human p23/PTGES3 Protein

**Limitations**

This product is for research use only and is not approved for use in humans or in clinical diagnosis. Primary Antibodies are guaranteed for 1 year from date of receipt.

For more information on our 100% guarantee, please visit [www.novusbio.com/guarantee](http://www.novusbio.com/guarantee)

Earn gift cards/discounts by submitting a review: [www.novusbio.com/reviews/submit/H00010728-M01](http://www.novusbio.com/reviews/submit/H00010728-M01)

Earn gift cards/discounts by submitting a publication using this product:  
[www.novusbio.com/publications](http://www.novusbio.com/publications)

