

# Product Datasheet

## **POLR3F Antibody** **H00010621-B01P**

Unit Size: 50 ug

Aliquot and store at -20C or -80C. Avoid freeze-thaw cycles.

[www.novusbio.com](http://www.novusbio.com)



[technical@novusbio.com](mailto:technical@novusbio.com)

Protocols, Publications, Related Products, Reviews, Research Tools and Images at:  
[www.novusbio.com/H00010621-B01P](http://www.novusbio.com/H00010621-B01P)

Updated 1/12/2021 v.20.1

**Earn rewards for product  
reviews and publications.**

Submit a publication at [www.novusbio.com/publications](http://www.novusbio.com/publications)

Submit a review at [www.novusbio.com/reviews/destination/H00010621-B01P](http://www.novusbio.com/reviews/destination/H00010621-B01P)



**H00010621-B01P**

## POLR3F Antibody

Product Information	
Unit Size	50 ug
Concentration	Concentrations vary lot to lot. See vial label for concentration. If unlisted please contact technical services.
Storage	Aliquot and store at -20C or -80C. Avoid freeze-thaw cycles.
Clonality	Polyclonal
Preservative	No Preservative
Isotype	IgG
Purity	Protein G purified
Buffer	PBS (pH 7.4)

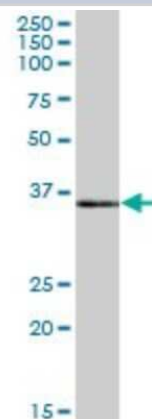
Product Description	
Host	Mouse
Gene ID	10621
Gene Symbol	POLR3F
Species	Human
Reactivity Notes	This product is reactive against Human.
Immunogen	POLR3F (NP_006457.2, 1 a.a. - 316 a.a.) full-length human protein. MAEVKVKVQPPDADPVEIENRIIELCHQFPHGITDQVIQNEMPHIEAQQRAVAIN RLLSMGQLDLLRSNTGLLYRIKDSQNAGKMKGSDNQEKL VYQIIEDAGNKGIW SRDIRYKSNLPLTEINKILKNLESKKLIKAVKSVAASKKKVYMLYNLQPDRSVTG GAWYSDQDFESEFVEVLNQQCFKFLQSKAETA RESKQNPMIQRNSSFASSHE VWKYICELGISKVELSMEDIETILNNTLIYDGK VEMTIIAAKEGT VGSVDGHMKLYR AVNPIIPTGLVRAPCGLCPVFDDCHEGG EISPSNCIYMTEWLEF
Notes	This product is produced by and distributed for Abnova, a company based in Taiwan.

Product Application Details	
Applications	Western Blot, Immunocytochemistry/Immunofluorescence
Recommended Dilutions	Western Blot, Immunocytochemistry/Immunofluorescence
Application Notes	This antibody is useful for Western Blot, Immunofluorescence

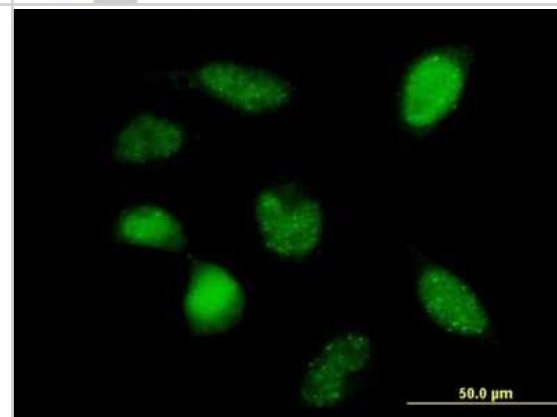


## Images

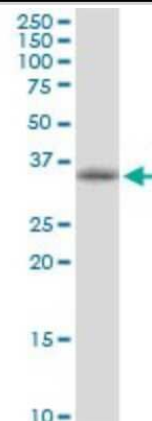
Western Blot: POLR3F Antibody [H00010621-B01P] - Analysis of POLR3F expression in human pancreas.



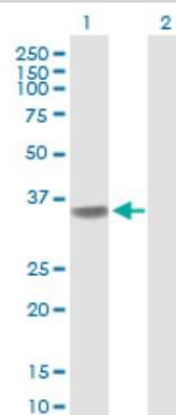
Immunocytochemistry/Immunofluorescence: POLR3F Antibody [H00010621-B01P] - Analysis of purified antibody to POLR3F on HeLa cell. (antibody concentration 10 ug/ml)



Western Blot: POLR3F Antibody [H00010621-B01P] - Analysis of POLR3F expression in HepG2.



Western Blot: POLR3F Antibody [H00010621-B01P] - Analysis of POLR3F expression in transfected 293T cell line by POLR3F polyclonal antibody. Lane 1: POLR3F transfected lysate(34.76 KDa). Lane 2: Non-transfected lysate.





### **Novus Biologicals USA**

10730 E. Briarwood Avenue  
Centennial, CO 80112  
USA

Phone: 303.730.1950  
Toll Free: 1.888.506.6887  
Fax: 303.730.1966  
novus@novusbio.com

### **Bio-Techne Canada**

21 Canmotor Ave  
Toronto, ON M8Z 4E6  
Canada

Phone: 905.827.6400  
Toll Free: 855.668.8722  
Fax: 905.827.6402  
canada.inquires@bio-techne.com

### **Bio-Techne Ltd**

19 Barton Lane  
Abingdon Science Park  
Abingdon, OX14 3NB, United Kingdom  
Phone: (44) (0) 1235 529449  
Free Phone: 0800 37 34 15  
Fax: (44) (0) 1235 533420  
info.EMEA@bio-techne.com

### **General Contact Information**

www.novusbio.com  
Technical Support: technical@novusbio.com  
Orders: orders@novusbio.com  
General: novus@novusbio.com

### **Limitations**

This product is for research use only and is not approved for use in humans or in clinical diagnosis. Primary Antibodies are guaranteed for 1 year from date of receipt.

For more information on our 100% guarantee, please visit [www.novusbio.com/guarantee](http://www.novusbio.com/guarantee)

Earn gift cards/discounts by submitting a review: [www.novusbio.com/reviews/submit/H00010621-B01P](http://www.novusbio.com/reviews/submit/H00010621-B01P)

Earn gift cards/discounts by submitting a publication using this product:  
[www.novusbio.com/publications](http://www.novusbio.com/publications)

