

# Product Datasheet

## Iroquois-class homeodomain protein IRX-5 Antibody (8A12) - Azide and BSA Free H00010265-M06

Unit Size: 0.1 mg

Aliquot and store at -20C or -80C. Avoid freeze-thaw cycles.

[www.novusbio.com](http://www.novusbio.com)



[technical@novusbio.com](mailto:technical@novusbio.com)

### Publications: 1

Protocols, Publications, Related Products, Reviews, Research Tools and Images at:  
[www.novusbio.com/H00010265-M06](http://www.novusbio.com/H00010265-M06)

Updated 9/9/2025 v.20.1

Earn rewards for product  
reviews and publications.

Submit a publication at [www.novusbio.com/publications](http://www.novusbio.com/publications)

Submit a review at [www.novusbio.com/reviews/destination/H00010265-M06](http://www.novusbio.com/reviews/destination/H00010265-M06)



**H00010265-M06**


Iroquois-class homeodomain protein IRX-5 Antibody (8A12) - Azide and BSA Free

Product Information	
Unit Size	0.1 mg
Concentration	Concentrations vary lot to lot. See vial label for concentration. If unlisted please contact technical services.
Storage	Aliquot and store at -20C or -80C. Avoid freeze-thaw cycles.
Clonality	Monoclonal
Clone	8A12
Preservative	No Preservative
Isotype	IgG1 Kappa
Purity	IgG purified
Buffer	In 1x PBS, pH 7.4
Product Description	
Description	Novus Biologicals Mouse Iroquois-class homeodomain protein IRX-5 Antibody (8A12) - Azide and BSA Free (H00010265-M06) is a monoclonal antibody validated for use in WB, ELISA and ICC/IF. Anti-Iroquois-class homeodomain protein IRX-5 Antibody: Cited in 1 publication. All Novus Biologicals antibodies are covered by our 100% guarantee.
Host	Mouse
Gene ID	10265
Gene Symbol	IRX5
Species	Human, Mouse
Specificity/Sensitivity	IRX5 - iroquois homeobox protein 5
Immunogen	IRX5 (NP_005844, 204 a.a. ~ 264 a.a) partial recombinant protein with GST tag. MW of the GST tag alone is 26 KDa. PQKPEDKADPEGPEAGGAEQKAASGCERLQGPPTPAGKETEGSLSDSDFKEP PSEGRLDAL
Notes	This product is produced by and distributed for Abnova, a company based in Taiwan.
Product Application Details	
Applications	Western Blot, ELISA, Immunocytochemistry/ Immunofluorescence
Recommended Dilutions	Western Blot 1:500, ELISA, Immunocytochemistry/ Immunofluorescence
Application Notes	Antibody reactive against cell lysate and recombinant protein for Western Blot. Has also been used for immunofluorescence and ELISA.

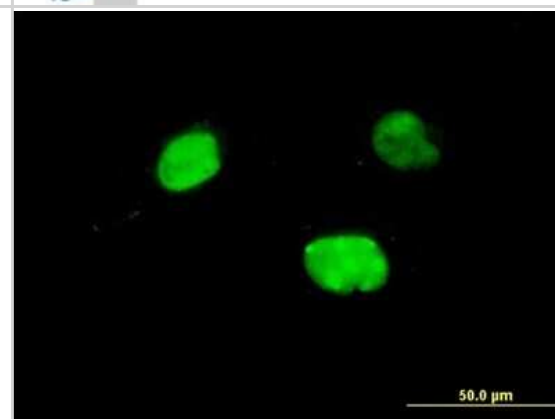


## Images

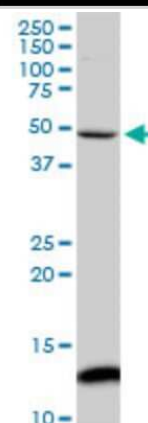
Western Blot: Iroquois-class homeodomain protein IRX-5 Antibody (8A12) [H00010265-M06] - Analysis of IRX5 expression in Raw 264.7.



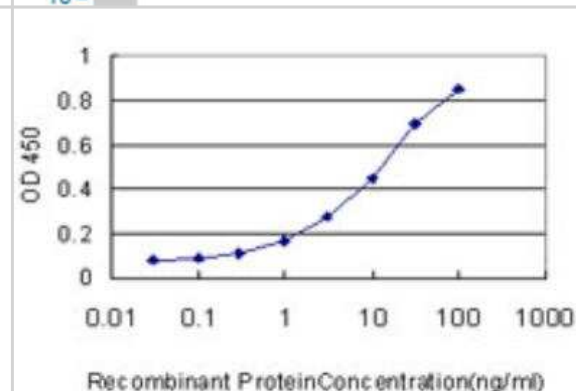
Immunocytochemistry/Immunofluorescence: Iroquois-class homeodomain protein IRX-5 Antibody (8A12) [H00010265-M06] - Analysis of monoclonal antibody to IRX5 on HeLa cell. Antibody concentration 10 ug/ml



Western Blot: Iroquois-class homeodomain protein IRX-5 Antibody (8A12) [H00010265-M06] - Analysis of IRX5 expression in NIH/3T3 (Cat # L018V1).



ELISA: Iroquois-class homeodomain protein IRX-5 Antibody (8A12) [H00010265-M06] - Detection limit for recombinant GST tagged IRX5 is approximately 0.3ng/ml as a capture antibody.



## Publications

Ota H, Sakurai M, Gupta R et al. ADAR1 Forms a Complex with Dicer to Promote MicroRNA Processing and RNA-Induced Gene Silencing. Cell 2013-04-25 [PMID: 23622242] (WB, Mouse)



### **Novus Biologicals USA**

10730 E. Briarwood Avenue  
Centennial, CO 80112  
USA  
Phone: 303.730.1950  
Toll Free: 1.888.506.6887  
Fax: 303.730.1966  
nb-customerservice@bio-techne.com

### **Bio-Techne Canada**

21 Canmotor Ave  
Toronto, ON M8Z 4E6  
Canada  
Phone: 905.827.6400  
Toll Free: 855.668.8722  
Fax: 905.827.6402  
canada.inquires@bio-techne.com

### **Bio-Techne Ltd**

19 Barton Lane  
Abingdon Science Park  
Abingdon, OX14 3NB, United Kingdom  
Phone: (44) (0) 1235 529449  
Free Phone: 0800 37 34 15  
Fax: (44) (0) 1235 533420  
info.EMEA@bio-techne.com

### **General Contact Information**

www.novusbio.com  
Technical Support: nb-technical@bio-techne.com  
Orders: nb-customerservice@bio-techne.com  
General: novus@novusbio.com

### **Products Related to H00010265-M06**

---

HAF007	Goat anti-Mouse IgG Secondary Antibody [HRP]
NB720-B	Rabbit anti-Mouse IgG (H+L) Secondary Antibody [Biotin]
NBP1-43319-0.5mg	Mouse IgG1 Kappa Isotype Control (P3.6.2.8.1)
H00010265-Q01-10ug	Recombinant Human Iroquois-class homeodomain protein IRX-5 GST (N-Term) Protein

---

### **Limitations**

This product is for research use only and is not approved for use in humans or in clinical diagnosis. Primary Antibodies are guaranteed for 1 year from date of receipt.

For more information on our 100% guarantee, please visit [www.novusbio.com/guarantee](http://www.novusbio.com/guarantee)

Earn gift cards/discounts by submitting a review: [www.novusbio.com/reviews/submit/H00010265-M06](http://www.novusbio.com/reviews/submit/H00010265-M06)

Earn gift cards/discounts by submitting a publication using this product:  
[www.novusbio.com/publications](http://www.novusbio.com/publications)

