

Product Datasheet

SFRS14 Antibody (3C5)

H00010147-M01

Unit Size: 0.05 mg

Aliquot and store at -20C or -80C. Avoid freeze-thaw cycles.

www.novusbio.com



technical@novusbio.com

Protocols, Publications, Related Products, Reviews, Research Tools and Images at:
www.novusbio.com/H00010147-M01

Updated 10/3/2022 v.20.1

Earn rewards for product
reviews and publications.

Submit a publication at www.novusbio.com/publications

Submit a review at www.novusbio.com/reviews/destination/H00010147-M01




H00010147-M01**SFRS14 Antibody (3C5)**

Product Information	
Unit Size	0.05 mg
Concentration	Concentrations vary lot to lot. See vial label for concentration. If unlisted please contact technical services.
Storage	Aliquot and store at -20C or -80C. Avoid freeze-thaw cycles.
Clonality	Monoclonal
Clone	3C5
Preservative	No Preservative
Isotype	IgG2a Kappa
Purity	Protein A purified
Buffer	In 1x PBS, pH 7.4
Product Description	
Host	Mouse
Gene ID	10147
Gene Symbol	SUGP2
Species	Human
Specificity/Sensitivity	SFRS14 (3C5)
Immunogen	SFRS14 (NP_055699, 579 a.a. ~ 674 a.a) partial recombinant protein with GST tag. MW of the GST tag alone is 26 KDa. PQRADHRVVGITIDQLVKRVIEGSLSPKERTLLKEDPAYWFLSDENSLEYKYYKL KLAEMQRMSENLRGADQKPTSADCAVRAMLYSRAVRNLKKKL
Notes	This product is produced by and distributed for Abnova, a company based in Taiwan.
Product Application Details	
Applications	Western Blot, ELISA, Immunocytochemistry/Immunofluorescence, Immunohistochemistry, Immunohistochemistry-Paraffin, Sandwich ELISA
Recommended Dilutions	Western Blot 1:500, ELISA, Immunohistochemistry, Immunocytochemistry/Immunofluorescence, Immunohistochemistry-Paraffin, Sandwich ELISA
Application Notes	Antibody reactive against cell lysate and recombinant protein for Western Blot. Has also been used for immunofluorescence, immunohistochemistry (paraffin), and ELISA.

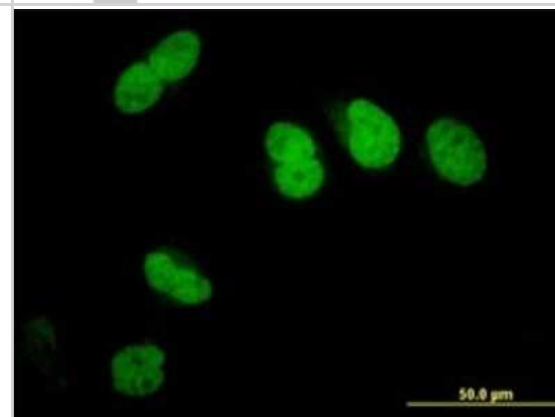


Images

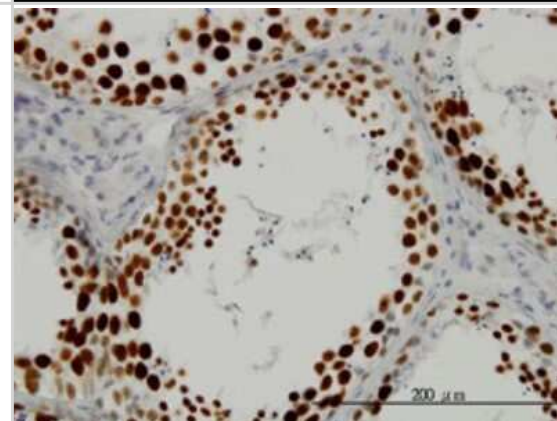
Western Blot: SFRS14 Antibody (3C5) [H00010147-M01] - SFRS14 monoclonal antibody (M01), clone 3C5 Analysis of SFRS14 expression in HeLa S3 NE.



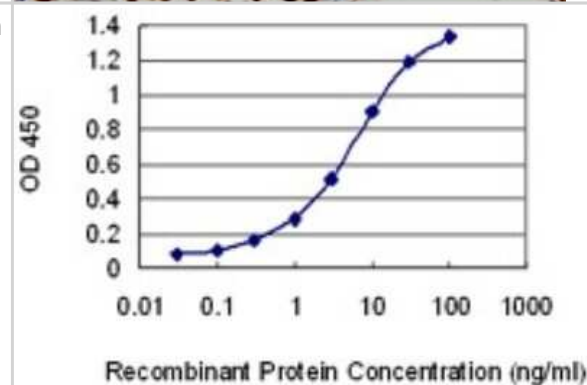
Immunocytochemistry/Immunofluorescence: SFRS14 Antibody (3C5) [H00010147-M01] - Analysis of monoclonal antibody to SFRS14 on HeLa cell. Antibody concentration 10 ug/ml.



Immunohistochemistry-Paraffin: SFRS14 Antibody (3C5) [H00010147-M01] - Analysis of monoclonal antibody to SFRS14 on formalin-fixed paraffin-embedded human testis. Antibody concentration 3 ug/ml.



Sandwich ELISA: SFRS14 Antibody (3C5) [H00010147-M01] - Detection limit for recombinant GST tagged SFRS14 is 0.1 ng/ml as a capture antibody.





Novus Biologicals USA

10730 E. Briarwood Avenue
Centennial, CO 80112
USA

Phone: 303.730.1950
Toll Free: 1.888.506.6887
Fax: 303.730.1966
novus@novusbio.com

Bio-Techne Canada

21 Canmotor Ave
Toronto, ON M8Z 4E6
Canada

Phone: 905.827.6400
Toll Free: 855.668.8722
Fax: 905.827.6402
canada.inquires@bio-techne.com

Bio-Techne Ltd

19 Barton Lane
Abingdon Science Park
Abingdon, OX14 3NB, United Kingdom
Phone: (44) (0) 1235 529449
Free Phone: 0800 37 34 15
Fax: (44) (0) 1235 533420
info.EMEA@bio-techne.com

General Contact Information

www.novusbio.com
Technical Support: technical@novusbio.com
Orders: orders@novusbio.com
General: novus@novusbio.com

Limitations

This product is for research use only and is not approved for use in humans or in clinical diagnosis. Primary Antibodies are guaranteed for 1 year from date of receipt.

For more information on our 100% guarantee, please visit www.novusbio.com/guarantee

Earn gift cards/discounts by submitting a review: www.novusbio.com/reviews/submit/H00010147-M01

Earn gift cards/discounts by submitting a publication using this product:
www.novusbio.com/publications

