

# Product Datasheet

## ZC3H11A Antibody - Azide and BSA Free H00009877-B01P

Unit Size: 0.05 mg

Aliquot and store at -20C or -80C. Avoid freeze-thaw cycles.

[www.novusbio.com](http://www.novusbio.com)



[technical@novusbio.com](mailto:technical@novusbio.com)

### Publications: 1

Protocols, Publications, Related Products, Reviews, Research Tools and Images at:  
[www.novusbio.com/H00009877-B01P](http://www.novusbio.com/H00009877-B01P)

Updated 2/21/2025 v.20.1

Earn rewards for product  
reviews and publications.

Submit a publication at [www.novusbio.com/publications](http://www.novusbio.com/publications)

Submit a review at [www.novusbio.com/reviews/destination/H00009877-B01P](http://www.novusbio.com/reviews/destination/H00009877-B01P)



**H00009877-B01P**

ZC3H11A Antibody - Azide and BSA Free

Product Information	
Unit Size	0.05 mg
Concentration	Concentrations vary lot to lot. See vial label for concentration. If unlisted please contact technical services.
Storage	Aliquot and store at -20C or -80C. Avoid freeze-thaw cycles.
Clonality	Polyclonal
Preservative	No Preservative
Isotype	IgG
Purity	Protein A purified
Buffer	PBS (pH 7.4)

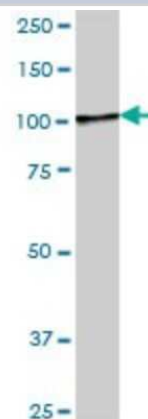
Product Description	
Host	Mouse
Gene ID	9877
Gene Symbol	ZC3H11A
Species	Human, Rat
Specificity/Sensitivity	ZC3H11A - zinc finger CCCH-type containing 11A,
Immunogen	ZC3H11A (NP_055642.3, 1 a.a. - 810 a.a.) full-length human protein. MPNQGEDCYFFFYSTCTKGDSCPF RHCEAAIGNETVCTLWQEGRCFRQVCRF RHMEIDKKRSEIPCYWENQPTGCQKLNCAFHHNRGRYVDGLFLPPSKTVLPTV PESPEEEVKASQLSVQQNKLSVQSNPSPQLRSVMKVESSENVSPTHPPVVIN AADDDEDDDDQFSEEGDET KTPTLQPTPEVHNGLRVTSVRKPAVNIKQGECLN FGIKTLEEIKSKMKMEKSKKQGEGSSGVSSLLHPEPVPGPEKENVRTVVRTVT LSTKQGEELVRLSLTERLGKRKFSAGGSDPPLKRSLAQRLGKKVEAPETNID KTPKKAQVSKSLKERLGMSADPDNEDATDKVNKVGEIHVKTLEEILLERASQKR GELQTKLKTEGPSKTDDSTSGARSSSTIRIKTFSEVLAEKKHRQQEAERQSKK DTTCIKLKIDSEIKKT VVLPPIVASRGQSEEPAGKTKSMQEVHIKTLEEIKLEKALR VQQSSESSTSSPSQHEATPGARRLLRITKRTGMKEEKNLQEGNEVDSQSSIRT EAKEASGETTGVDITKIQVKRCETMREKHMQKQKQEREKSVLTPLRGDVASCNT QVAEKPVLTA VPGITRHLTKRLPTKSSQKVEVETSGIGDSSLNVKCAAQTLEKR GKAKPKVNVKPSVVKVVSSPKLAPKRKAVEMHAAVIAAVKPLSSSSVLQEPPA KKA AVAVVPLVSEDKSVTVPEAENPRDSLVPPTQSSSDSSPPEVSGPSSSQM SMKTRRLSSASTGKPPLSVEDDFEKLWEISGGKLEAEIDLDPGKDEDDLLLELS EMIDS
Notes	This product is produced by and distributed for Abnova, a company based in Taiwan.

Product Application Details	
Applications	Western Blot, Immunocytochemistry/ Immunofluorescence
Recommended Dilutions	Western Blot 1:500, Immunocytochemistry/ Immunofluorescence
Application Notes	Antibody reactive against Recombinant Protein with GST tag on ELISA and Western Blot and also on transfected lysate in western blot. GST tag alone is used as a negative control. It is also useful for immunofluorescence.

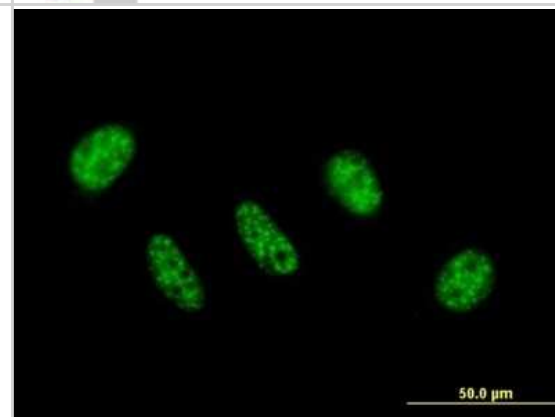


## Images

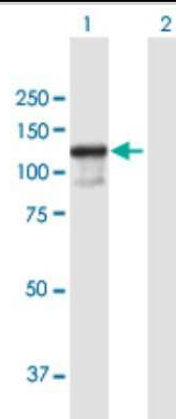
Western Blot: ZC3H11A Antibody [H00009877-B01P] - Analysis of ZC3H11A expression in rat brain.



Immunocytochemistry/Immunofluorescence: ZC3H11A Antibody [H00009877-B01P] - Analysis of purified antibody to ZC3H11A on HeLa cell. (antibody concentration 10 ug/ml)



Western Blot: ZC3H11A Antibody [H00009877-B01P] - Analysis of ZC3H11A expression in transfected 293T cell line by ZC3H11A polyclonal antibody. Lane 1: ZC3H11A transfected lysate(89.1 KDa). Lane 2: Non-transfected lysate.



## Publications

Folco EG, Lee CS, Dufu K et al. The Proteins PDIP3 and ZC11A Associate with the Human TREX Complex in an ATP-Dependent Manner and Function in mRNA Export. PLoS One. 2012-08-23 [PMID: 22928037]



### **Novus Biologicals USA**

10730 E. Briarwood Avenue  
Centennial, CO 80112  
USA  
Phone: 303.730.1950  
Toll Free: 1.888.506.6887  
Fax: 303.730.1966  
nb-customerservice@bio-techne.com

### **Bio-Techne Canada**

21 Canmotor Ave  
Toronto, ON M8Z 4E6  
Canada  
Phone: 905.827.6400  
Toll Free: 855.668.8722  
Fax: 905.827.6402  
canada.inquires@bio-techne.com

### **Bio-Techne Ltd**

19 Barton Lane  
Abingdon Science Park  
Abingdon, OX14 3NB, United Kingdom  
Phone: (44) (0) 1235 529449  
Free Phone: 0800 37 34 15  
Fax: (44) (0) 1235 533420  
info.EMEA@bio-techne.com

### **General Contact Information**

[www.novusbio.com](http://www.novusbio.com)  
Technical Support: nb-technical@bio-techne.com  
Orders: nb-customerservice@bio-techne.com  
General: novus@novusbio.com

### **Products Related to H00009877-B01P**

---

HAF007	Goat anti-Mouse IgG Secondary Antibody [HRP]
NB720-B	Rabbit anti-Mouse IgG (H+L) Secondary Antibody [Biotin]
NBP1-97019-5mg	Mouse IgG Isotype Control
NBP1-82975PEP	ZC3H11A Recombinant Protein Antigen

---

### **Limitations**

This product is for research use only and is not approved for use in humans or in clinical diagnosis. Primary Antibodies are guaranteed for 1 year from date of receipt.

For more information on our 100% guarantee, please visit [www.novusbio.com/guarantee](http://www.novusbio.com/guarantee)

Earn gift cards/discounts by submitting a review: [www.novusbio.com/reviews/submit/H00009877-B01P](http://www.novusbio.com/reviews/submit/H00009877-B01P)

Earn gift cards/discounts by submitting a publication using this product:  
[www.novusbio.com/publications](http://www.novusbio.com/publications)

