

Product Datasheet

ProSAPiP1 Antibody H00009762-B01P

Unit Size: 50 ug

Aliquot and store at -20C or -80C. Avoid freeze-thaw cycles.

www.novusbio.com



technical@novusbio.com

Protocols, Publications, Related Products, Reviews, Research Tools and Images at:
www.novusbio.com/H00009762-B01P

Updated 8/29/2017 v.20.1

Earn rewards for product
reviews and publications.

Submit a publication at www.novusbio.com/publications

Submit a review at www.novusbio.com/reviews/destination/H00009762-B01P



H00009762-B01P

ProSAPiP1 Antibody

Product Information	
Unit Size	50 ug
Concentration	Concentrations vary lot to lot. See vial label for concentration. If unlisted please contact technical services.
Storage	Aliquot and store at -20C or -80C. Avoid freeze-thaw cycles.
Clonality	Polyclonal
Preservative	No Preservative
Isotype	IgG
Purity	Protein G purified
Buffer	PBS (pH 7.4)

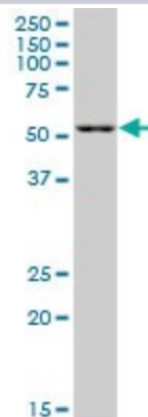
Product Description	
Host	Mouse
Gene ID	9762
Gene Symbol	PROSAPIP1
Species	Human
Reactivity Notes	This product is reactive against Human.
Immunogen	ProSAPiP1 (NP_055546.1, 1 a.a. ~ 673 a.a) full-length human protein.
Notes	This product is produced by and distributed for Abnova, a company based in Taiwan.

Product Application Details	
Applications	Western Blot, ELISA, Immunocytochemistry/Immunofluorescence
Recommended Dilutions	Western Blot, ELISA, Immunocytochemistry/Immunofluorescence
Application Notes	This antibody is useful for Western Blot

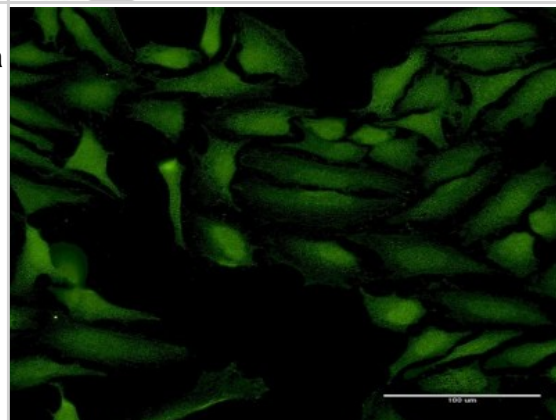


Images

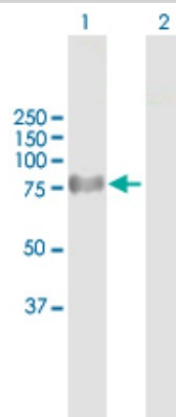
Western Blot: ProSAPiP1 Antibody [H00009762-B01P] - Analysis of ProSAPiP1 expression in human spleen.



Immunocytochemistry/Immunofluorescence: ProSAPiP1 Antibody [H00009762-B01P] - Analysis of purified antibody to ProSAPiP1 on HeLa cell. (antibody concentration 10 ug/ml)



Western Blot: ProSAPiP1 Antibody [H00009762-B01P] - Analysis of ProSAPiP1 expression in transfected 293T cell line by ProSAPiP1 polyclonal antibody. Lane 1: ProSAPiP1 transfected lysate(74.03 KDa). Lane 2: Non-transfected lysate.





Novus Biologicals USA

8100 Southpark Way, A-8
Littleton, CO 80120
USA

Phone: 303.730.1950
Toll Free: 1.888.506.6887
Fax: 303.730.1966
novus@novusbio.com

Novus Biologicals Canada

461 North Service Road West, Unit B37
Oakville, ON L6M 2V5
Canada

Phone: 905.827.6400
Toll Free: 855.668.8722
Fax: 905.827.6402
canada@novusbio.com

Novus Biologicals Europe

19 Barton Lane
Abingdon Science Park
Abingdon, OX14 3NB, United Kingdom
Phone: (44) (0) 1235 529449
Free Phone: 0800 37 34 15
Fax: (44) (0) 1235 533420
info@bio-techne.com

General Contact Information

www.novusbio.com
Technical Support: technical@novusbio.com
Orders: orders@novusbio.com
General: novus@novusbio.com

Products Related to H00009762-B01P

HAF007	Goat anti-Mouse IgG Secondary Antibody [HRP (Horseradish Peroxidase)]
NB720-B	Rabbit anti-Mouse IgG (H+L) Secondary Antibody [Biotin]
NBP1-97019-5mg	Mouse IgG Isotype Control
H00009762-P01-2ug	Recombinant Human ProSAPiP1 Protein

Limitations

This product is for research use only and is not approved for use in humans or in clinical diagnosis. Primary Antibodies are guaranteed for 1 year from date of receipt.

For more information on our 100% guarantee, please visit www.novusbio.com/guarantee

Earn gift cards/discounts by submitting a review: www.novusbio.com/reviews/submit/H00009762-B01P

Earn gift cards/discounts by submitting a publication using this product:
www.novusbio.com/publications

