

Product Datasheet

CREB5 Antibody (8A5) - Azide and BSA Free H00009586-M02

Unit Size: 0.1 mg

Aliquot and store at -20C or -80C. Avoid freeze-thaw cycles.

www.novusbio.com



technical@novusbio.com

Publications: 1

Protocols, Publications, Related Products, Reviews, Research Tools and Images at:
www.novusbio.com/H00009586-M02

Updated 2/21/2025 v.20.1

Earn rewards for product
reviews and publications.

Submit a publication at www.novusbio.com/publications

Submit a review at www.novusbio.com/reviews/destination/H00009586-M02



H00009586-M02

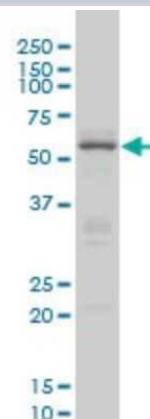
CREB5 Antibody (8A5) - Azide and BSA Free

Product Information	
Unit Size	0.1 mg
Concentration	Concentrations vary lot to lot. See vial label for concentration. If unlisted please contact technical services.
Storage	Aliquot and store at -20C or -80C. Avoid freeze-thaw cycles.
Clonality	Monoclonal
Clone	8A5
Preservative	No Preservative
Isotype	IgG2a Kappa
Purity	IgG purified
Buffer	In 1x PBS, pH 7.4
Product Description	
Host	Mouse
Gene ID	9586
Gene Symbol	CREB5
Species	Human, Mouse
Specificity/Sensitivity	CREB5 (8A5)
Immunogen	CREB5 (NP_001011666, 1 a.a. ~ 99 a.a) partial recombinant protein with GST tag. MW of the GST tag alone is 26 KDa. MFCTSGGNSASVMSMRPVPGSLSSLHLHNRQRQPMASMPGTLNPNTMPG SSAVLMPMERQMSVNSSIMGMQGPNLSPNCASPQVQPMHSEAKMRLKA
Notes	This product is produced by and distributed for Abnova, a company based in Taiwan.
Product Application Details	
Applications	Western Blot, ELISA, Immunocytochemistry/ Immunofluorescence, Immunohistochemistry, Immunohistochemistry-Paraffin
Recommended Dilutions	Western Blot 1:500, ELISA 1:100-1:2000, Immunohistochemistry 1:10-1:500, Immunocytochemistry/ Immunofluorescence 1:10-1:500, Immunohistochemistry-Paraffin 1:10-1:500
Application Notes	Antibody reactive against cell lysate and recombinant protein for Western Blot. Has also been used for immunofluorescence, immunohistochemistry (paraffin) and ELISA.

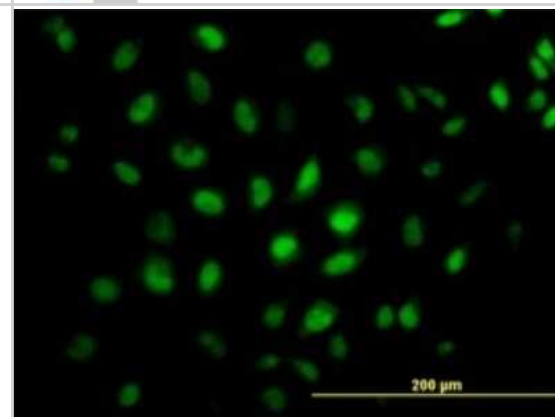


Images

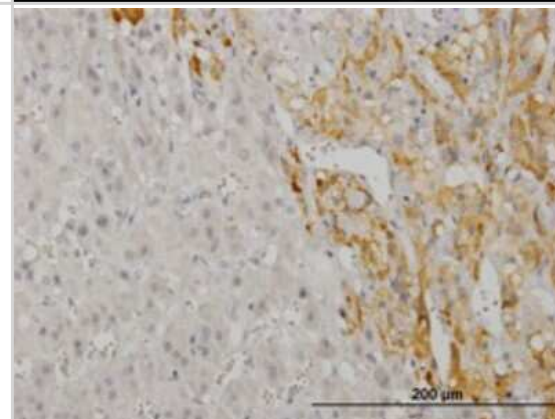
Western Blot: CREB5 Antibody (8A5) [H00009586-M02] - CREB5 monoclonal antibody (M02), clone 8A5 Analysis of CREB5 expression in Hela S3 NE.



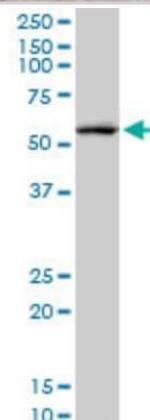
Immunocytochemistry/Immunofluorescence: CREB5 Antibody (8A5) [H00009586-M02] - Analysis of monoclonal antibody to CREB5 on HeLa cell. Antibody concentration 10 ug/ml.



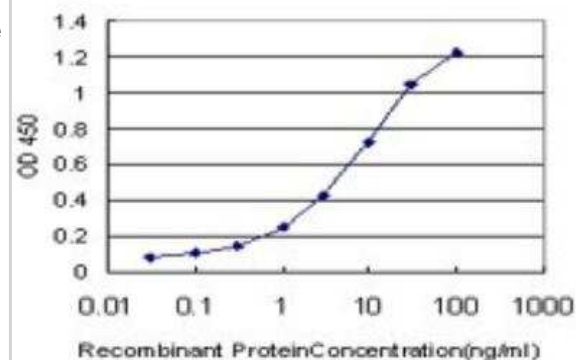
Immunohistochemistry-Paraffin: CREB5 Antibody (8A5) [H00009586-M02] - Analysis of monoclonal antibody to CREB5 on formalin-fixed paraffin-embedded human adrenal gland. Antibody concentration 1 ug/ml.



Western Blot: CREB5 Antibody (8A5) [H00009586-M02] - CREB5 monoclonal antibody (M02), clone 8A5. Analysis of CREB5 expression in Raw 264.7.



ELISA: CREB5 Antibody (8A5) [H00009586-M02] - Detection limit for recombinant GST tagged CREB5 is approximately 0.1ng/ml as a capture antibody.



Publications

Xueli W, Bo H, Baokai D et al. A trio of tumor suppressor miRNA downregulates CREB5 dependent transcription to modulate neoadjuvant hormonal therapy sensitivity. *Neoplasia*. 2023-01-03 [PMID: 36603462]



Novus Biologicals USA

10730 E. Briarwood Avenue
Centennial, CO 80112
USA
Phone: 303.730.1950
Toll Free: 1.888.506.6887
Fax: 303.730.1966
nb-customerservice@bio-techne.com

Bio-Techne Canada

21 Canmotor Ave
Toronto, ON M8Z 4E6
Canada
Phone: 905.827.6400
Toll Free: 855.668.8722
Fax: 905.827.6402
canada.inquires@bio-techne.com

Bio-Techne Ltd

19 Barton Lane
Abingdon Science Park
Abingdon, OX14 3NB, United Kingdom
Phone: (44) (0) 1235 529449
Free Phone: 0800 37 34 15
Fax: (44) (0) 1235 533420
info.EMEA@bio-techne.com

General Contact Information

www.novusbio.com
Technical Support: nb-technical@bio-techne.com
Orders: nb-customerservice@bio-techne.com
General: novus@novusbio.com

Products Related to H00009586-M02

NB800-PC9	HeLa Nuclear Cell Lysate
HAF007	Goat anti-Mouse IgG Secondary Antibody [HRP]
NB720-B	Rabbit anti-Mouse IgG (H+L) Secondary Antibody [Biotin]
NBP1-96981-0.5mg	Mouse IgG2a Kappa Isotype Control (M2AK)

Limitations

This product is for research use only and is not approved for use in humans or in clinical diagnosis. Primary Antibodies are guaranteed for 1 year from date of receipt.

For more information on our 100% guarantee, please visit www.novusbio.com/guarantee

Earn gift cards/discounts by submitting a review: www.novusbio.com/reviews/submit/H00009586-M02

Earn gift cards/discounts by submitting a publication using this product:
www.novusbio.com/publications

