

Product Datasheet

ROCK2 Antibody (1E12) - Azide and BSA Free H00009475-M02

Unit Size: 0.1 mg

Aliquot and store at -20C or -80C. Avoid freeze-thaw cycles.

www.novusbio.com



technical@novusbio.com

Publications: 4

Protocols, Publications, Related Products, Reviews, Research Tools and Images at:
www.novusbio.com/H00009475-M02

Updated 2/21/2025 v.20.1

Earn rewards for product
reviews and publications.

Submit a publication at www.novusbio.com/publications

Submit a review at www.novusbio.com/reviews/destination/H00009475-M02



H00009475-M02


ROCK2 Antibody (1E12) - Azide and BSA Free

| Product Information | |
|-----------------------------|--|
| Unit Size | 0.1 mg |
| Concentration | Concentrations vary lot to lot. See vial label for concentration. If unlisted please contact technical services. |
| Storage | Aliquot and store at -20C or -80C. Avoid freeze-thaw cycles. |
| Clonality | Monoclonal |
| Clone | 1E12 |
| Preservative | No Preservative |
| Isotype | IgG1 Kappa |
| Purity | IgG purified |
| Buffer | In 1x PBS, pH 7.4 |
| Product Description | |
| Host | Mouse |
| Gene ID | 9475 |
| Gene Symbol | ROCK2 |
| Species | Human, Mouse |
| Reactivity Notes | Other species not tested. |
| Specificity/Sensitivity | ROCK2 (1E12) |
| Immunogen | ROCK2 (NP_004841, 1279 a.a. ~ 1388 a.a) partial recombinant protein with GST tag. MW of the GST tag alone is 26 KDa. KPLWHMFKPPPALECRCHIKCHKDHMDKKEEIIAPCKVYYDISTAKNLLLLANS TEEQQKWVSRLLVKKIPKKPPAPDPFARSSPRTSMKIQQNQSIRRPQRQLAPNK PS |
| Notes | This product is produced by and distributed for Abnova, a company based in Taiwan. |
| Product Application Details | |
| Applications | Western Blot, ELISA, Immunocytochemistry/ Immunofluorescence, Immunohistochemistry, Immunohistochemistry-Paraffin, Sandwich ELISA |
| Recommended Dilutions | Western Blot 1:500, ELISA 1:100-1:2000, Immunohistochemistry 1:10-1:500, Immunocytochemistry/ Immunofluorescence 1:10-1:500, Immunohistochemistry-Paraffin 1:10-1:500, Sandwich ELISA |
| Application Notes | Antibody reactive against cell lysate and recombinant protein for Western Blot. Has also been used for immunofluorescence, ELISA and immunohistochemistry (paraffin). |

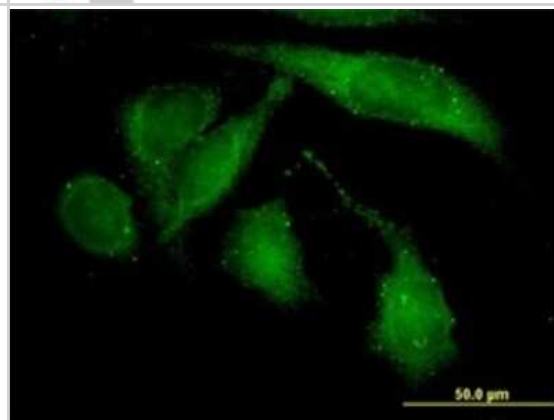


Images

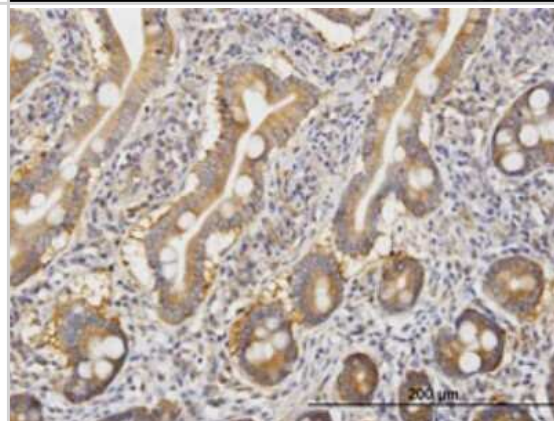
Western Blot: ROCK2 Antibody (1E12) [H00009475-M02] - ROCK2 monoclonal antibody (M02), clone 1E12 Analysis of ROCK2 expression in Hela S3 NE.



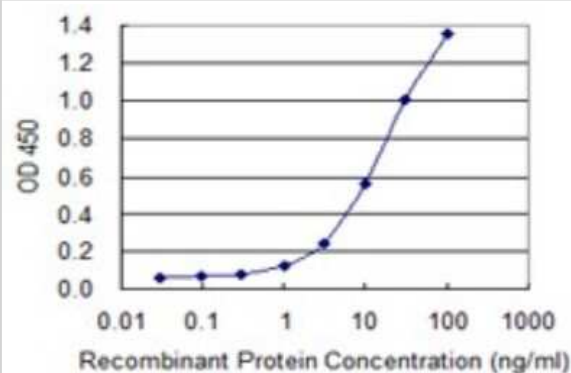
Immunocytochemistry/Immunofluorescence: ROCK2 Antibody (1E12) [H00009475-M02] - Analysis of monoclonal antibody to ROCK2 on HeLa cell. Antibody concentration 30 ug/ml.



Immunohistochemistry-Paraffin: ROCK2 Antibody (1E12) [H00009475-M02] - Analysis of monoclonal antibody to ROCK2 on formalin-fixed paraffin-embedded human small Intestine. Antibody concentration 1.5 ug/ml.



Sandwich ELISA: ROCK2 Antibody (1E12) [H00009475-M02] - Detection limit for recombinant GST tagged ROCK2 is 0.3 ng/ml as a capture antibody.



Publications

Chen X, Fansler MM, Janjo U, Ule J et Al. The FXR1 network acts as a signaling scaffold for actomyosin remodeling Cell 2024-08-06 [PMID: 39106863]

Elena P, Francesca M, Lorenzo M et al. Identification of Homoharringtonine as a potent inhibitor of glioblastoma cell proliferation and migration. Transl Res. 2022-07-03 [PMID: 35788055]

Chen SC, Huang SY, Lin WT et al. Aortic smooth muscle cell alterations in mice systemically exposed to arsenic. Heart Vessels 2015-07-02 [PMID: 26135927]

Chen SC, Liu CC, Huang SY, Chiou SJ. Vascular hyperpermeability in response to inflammatory mustard oil is mediated by Rho kinase in mice systemically exposed to arsenic. Microvasc Res. 2011-06-16 [PMID: 21703283]





Novus Biologicals USA

10730 E. Briarwood Avenue
Centennial, CO 80112
USA
Phone: 303.730.1950
Toll Free: 1.888.506.6887
Fax: 303.730.1966
nb-customerservice@bio-techne.com

Bio-Techne Canada

21 Canmotor Ave
Toronto, ON M8Z 4E6
Canada
Phone: 905.827.6400
Toll Free: 855.668.8722
Fax: 905.827.6402
canada.inquires@bio-techne.com

Bio-Techne Ltd

19 Barton Lane
Abingdon Science Park
Abingdon, OX14 3NB, United Kingdom
Phone: (44) (0) 1235 529449
Free Phone: 0800 37 34 15
Fax: (44) (0) 1235 533420
info.EMEA@bio-techne.com

General Contact Information

www.novusbio.com
Technical Support: nb-technical@bio-techne.com
Orders: nb-customerservice@bio-techne.com
General: novus@novusbio.com

Products Related to H00009475-M02

| | |
|------------------|---|
| HAF007 | Goat anti-Mouse IgG Secondary Antibody [HRP] |
| NB720-B | Rabbit anti-Mouse IgG (H+L) Secondary Antibody [Biotin] |
| NBP1-43319-0.5mg | Mouse IgG1 Kappa Isotype Control (P3.6.2.8.1) |
| NBP1-86124PEP | ROCK2 Recombinant Protein Antigen |

Limitations

This product is for research use only and is not approved for use in humans or in clinical diagnosis. Primary Antibodies are guaranteed for 1 year from date of receipt.

For more information on our 100% guarantee, please visit www.novusbio.com/guarantee

Earn gift cards/discounts by submitting a review: www.novusbio.com/reviews/submit/H00009475-M02

Earn gift cards/discounts by submitting a publication using this product:
www.novusbio.com/publications

