

Product Datasheet

Cytohesin 2 Antibody (6H5) - Azide and BSA Free H00009266-M02

Unit Size: 0.1 mg

Aliquot and store at -20C or -80C. Avoid freeze-thaw cycles.

www.novusbio.com



technical@novusbio.com

Publications: 1

Protocols, Publications, Related Products, Reviews, Research Tools and Images at:
www.novusbio.com/H00009266-M02

Updated 9/9/2025 v.20.1

Earn rewards for product
reviews and publications.

Submit a publication at www.novusbio.com/publications

Submit a review at www.novusbio.com/reviews/destination/H00009266-M02



H00009266-M02

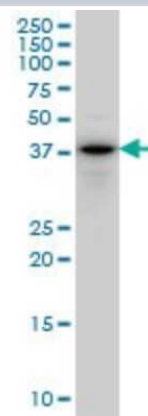
Cytohesin 2 Antibody (6H5) - Azide and BSA Free

Product Information	
Unit Size	0.1 mg
Concentration	Concentrations vary lot to lot. See vial label for concentration. If unlisted please contact technical services.
Storage	Aliquot and store at -20C or -80C. Avoid freeze-thaw cycles.
Clonality	Monoclonal
Clone	6H5
Preservative	No Preservative
Isotype	IgG2a Kappa
Purity	IgG purified
Buffer	In 1x PBS, pH 7.4
Product Description	
Description	Novus Biologicals Mouse Cytohesin 2 Antibody (6H5) - Azide and BSA Free (H00009266-M02) is a monoclonal antibody validated for use in IHC, WB, ELISA and ICC/IF. Anti-Cytohesin 2 Antibody: Cited in 1 publication. All Novus Biologicals antibodies are covered by our 100% guarantee.
Host	Mouse
Gene ID	9266
Gene Symbol	CYTH2
Species	Human, Mouse, Rat
Specificity/Sensitivity	PSCD2 - pleckstrin homology, Sec7 and coiled-coil domains 2 (cytohesin-2)
Immunogen	CYTH2 (NP_059431, 314 a.a. ~ 398 a.a) partial recombinant protein with GST tag. MW of the GST tag alone is 26 KDa. VDDPRKPNCFELYIPNNKGQLIKACKTEADGRVVEGNHVMYRISAPTQEEKDE WIKSIQAAVSVDPFYEMLAARKKRISVKKKQE
Notes	This product is produced by and distributed for Abnova, a company based in Taiwan.
Product Application Details	
Applications	Western Blot, Immunohistochemistry-Paraffin, ELISA, Immunocytochemistry/Immunofluorescence, Immunohistochemistry, Immunohistochemistry-Frozen, Sandwich ELISA
Recommended Dilutions	Western Blot 1:500, ELISA 1:100-1:2000, Immunohistochemistry 1:10-1:500, Immunocytochemistry/ Immunofluorescence 1:10-1:500, Immunohistochemistry-Paraffin 1:10-1:500, Immunohistochemistry-Frozen, Sandwich ELISA
Application Notes	Antibody reactive against cell lysate and recombinant protein for Western Blot. Has also been used for immunofluorescence, immunohistochemistry (paraffin), and ELISA.

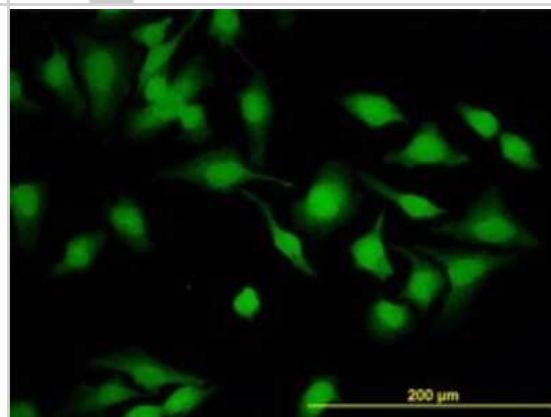


Images

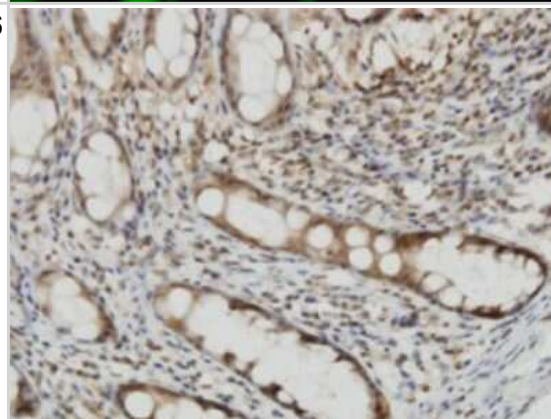
Western Blot: Cytohesin 2 Antibody (6H5) [H00009266-M02] - CYTH2 monoclonal antibody (M02), clone 6H5 Analysis of CYTH2 expression in PC-12.



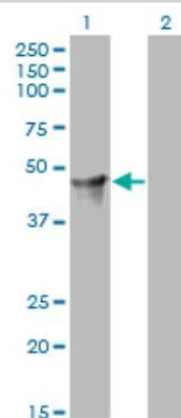
Immunocytochemistry/Immunofluorescence: Cytohesin 2 Antibody (6H5) [H00009266-M02] - Analysis of monoclonal antibody to CYTH2 on HeLa cell. Antibody concentration 10 ug/ml.



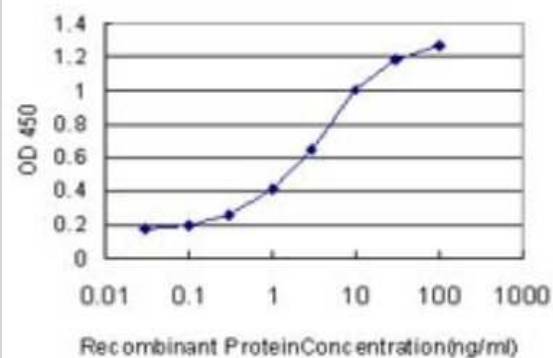
Immunohistochemistry-Paraffin: Cytohesin 2 Antibody (6H5) [H00009266-M02] - Analysis of monoclonal antibody to CYTH2 on formalin-fixed paraffin-embedded human colon. Antibody concentration 3 ug/ml.



Western Blot: Cytohesin 2 Antibody (6H5) [H00009266-M02] - Analysis of CYTH2 expression in transfected 293T cell line by CYTH2 monoclonal antibody (M02), clone 6H5. Lane 1: CYTH2 transfected lysate (46.5 KDa). Lane 2: Non-transfected lysate.



Sandwich ELISA: Cytohesin 2 Antibody (6H5) [H00009266-M02] - Detection limit for recombinant GST tagged CYTH2 is approximately 0.03ng/ml as a capture antibody.



Publications

Mannell HK, Pircher J, Chaudhry DI et al. ARNO regulates VEGF-dependent tissue responses by stabilizing endothelial VEGFR-2 surface expression. Cardiovasc Res. 2011-10-13 [PMID: 22002459]





Novus Biologicals USA

10730 E. Briarwood Avenue
Centennial, CO 80112
USA
Phone: 303.730.1950
Toll Free: 1.888.506.6887
Fax: 303.730.1966
nb-customerservice@bio-techne.com

Bio-Techne Canada

21 Canmotor Ave
Toronto, ON M8Z 4E6
Canada
Phone: 905.827.6400
Toll Free: 855.668.8722
Fax: 905.827.6402
canada.inquires@bio-techne.com

Bio-Techne Ltd

19 Barton Lane
Abingdon Science Park
Abingdon, OX14 3NB, United Kingdom
Phone: (44) (0) 1235 529449
Free Phone: 0800 37 34 15
Fax: (44) (0) 1235 533420
info.EMEA@bio-techne.com

General Contact Information

www.novusbio.com
Technical Support: nb-technical@bio-techne.com
Orders: nb-customerservice@bio-techne.com
General: novus@novusbio.com

Products Related to H00009266-M02

HAF007	Goat anti-Mouse IgG Secondary Antibody [HRP]
NB720-B	Rabbit anti-Mouse IgG (H+L) Secondary Antibody [Biotin]
NBP1-96981-0.5mg	Mouse IgG2a Kappa Isotype Control (M2AK)
NBP2-22983	Recombinant Human Cytohesin 2 His Protein

Limitations

This product is for research use only and is not approved for use in humans or in clinical diagnosis. Primary Antibodies are guaranteed for 1 year from date of receipt.

For more information on our 100% guarantee, please visit www.novusbio.com/guarantee

Earn gift cards/discounts by submitting a review: www.novusbio.com/reviews/submit/H00009266-M02

Earn gift cards/discounts by submitting a publication using this product:
www.novusbio.com/publications

