

Product Datasheet

CACNA2D2 Antibody (4E3) - Azide and BSA Free H00009254-M12

Unit Size: 50 ug

Aliquot and store at -20C or -80C. Avoid freeze-thaw cycles.

www.novusbio.com



technical@novusbio.com

Publications: 2

Protocols, Publications, Related Products, Reviews, Research Tools and Images at:
www.novusbio.com/H00009254-M12

Updated 2/21/2025 v.20.1

Earn rewards for product
reviews and publications.

Submit a publication at www.novusbio.com/publications

Submit a review at www.novusbio.com/reviews/destination/H00009254-M12



H00009254-M12


CACNA2D2 Antibody (4E3) - Azide and BSA Free

| Product Information | |
|-----------------------------|--------------------------------------------------------------------------------------------------------------------------------------------------------------------------------------------------------------------------|
| Unit Size | 50 ug |
| Concentration | Concentrations vary lot to lot. See vial label for concentration. If unlisted please contact technical services. |
| Storage | Aliquot and store at -20C or -80C. Avoid freeze-thaw cycles. |
| Clonality | Monoclonal |
| Clone | 4E3 |
| Preservative | No Preservative |
| Isotype | IgG2a Kappa |
| Purity | Protein A purified |
| Buffer | In 1x PBS, pH 7.4 |
| Product Description | |
| Host | Mouse |
| Gene ID | 9254 |
| Gene Symbol | CACNA2D2 |
| Species | Human |
| Specificity/Sensitivity | Reacts with calcium channel, voltage-dependent, alpha 2/delta subunit 2. |
| Immunogen | CACNA2D2 (NP_006021, 65 a.a. ~ 162 a.a) partial recombinant protein with GST tag. MW of the GST tag alone is 26 KDa. PQQHTMQHWARRLEQEVDGVMRIFGGVQQLREIYKDNRNLFQENEPQKLVEKVAGDIESLLDRKVQALKRLADAAENFQKAHRWQDNIKEEDIVYY |
| Notes | This product is produced by and distributed for Abnova, a company based in Taiwan. |
| Product Application Details | |
| Applications | Western Blot, ELISA, Immunocytochemistry/ Immunofluorescence, Sandwich ELISA |
| Recommended Dilutions | Western Blot, ELISA, Immunocytochemistry/ Immunofluorescence, Sandwich ELISA |
| Application Notes | This antibody is reactive against cell lysate in western blot and recombinant protein in ELISA. |

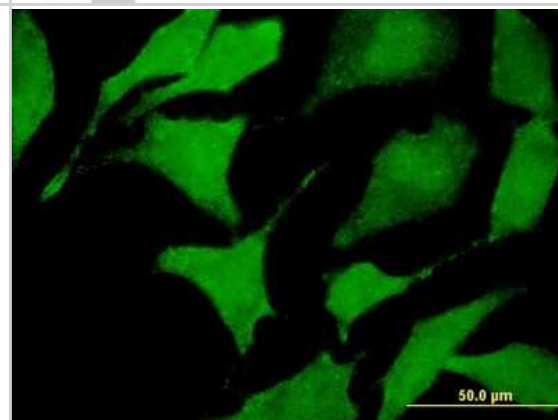


Images

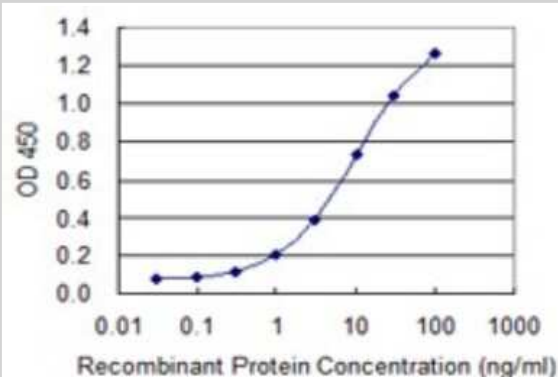
Western Blot: CACNA2D2 Antibody (4E3) [H00009254-M12] - Analysis of CACNA2D2 expression in HeLa(Cat # L013V1).



Immunocytochemistry/Immunofluorescence: CACNA2D2 Antibody (4E3) [H00009254-M12] - Analysis of monoclonal antibody to CACNA2D2 on HeLa cell. Antibody concentration 10 ug/ml



Sandwich ELISA: CACNA2D2 Antibody (4E3) [H00009254-M12] - Detection limit for recombinant GST tagged CACNA2D2 is 0.1 ng/ml as a capture antibody.



Publications

Warnier M, Roudbaraki M, Derouiche S et al. CACNA2D2 promotes tumorigenesis by stimulating cell proliferation and angiogenesis. *Oncogene* 2015-10-16 [PMID: 25619833]

Pippucci T, Parmeggiani A, Palombo F et al. A Novel Null Homozygous Mutation Confirms CACNA2D2 as a Gene Mutated in Epileptic Encephalopathy. *PLoS One*. 2013-12-16 [PMID: 24358150]



Novus Biologicals USA

10730 E. Briarwood Avenue
Centennial, CO 80112
USA
Phone: 303.730.1950
Toll Free: 1.888.506.6887
Fax: 303.730.1966
nb-customerservice@bio-techne.com

Bio-Techne Canada

21 Canmotor Ave
Toronto, ON M8Z 4E6
Canada
Phone: 905.827.6400
Toll Free: 855.668.8722
Fax: 905.827.6402
canada.inquires@bio-techne.com

Bio-Techne Ltd

19 Barton Lane
Abingdon Science Park
Abingdon, OX14 3NB, United Kingdom
Phone: (44) (0) 1235 529449
Free Phone: 0800 37 34 15
Fax: (44) (0) 1235 533420
info.EMEA@bio-techne.com

General Contact Information

www.novusbio.com
Technical Support: nb-technical@bio-techne.com
Orders: nb-customerservice@bio-techne.com
General: novus@novusbio.com

Products Related to H00009254-M12

| | |
|------------------|---------------------------------------------------------|
| HAF007 | Goat anti-Mouse IgG Secondary Antibody [HRP] |
| NB720-B | Rabbit anti-Mouse IgG (H+L) Secondary Antibody [Biotin] |
| NBP1-96981-0.5mg | Mouse IgG2a Kappa Isotype Control (M2AK) |
| NBP2-57784PEP | CACNA2D2 Recombinant Protein Antigen |

Limitations

This product is for research use only and is not approved for use in humans or in clinical diagnosis. Primary Antibodies are guaranteed for 1 year from date of receipt.

For more information on our 100% guarantee, please visit www.novusbio.com/guarantee

Earn gift cards/discounts by submitting a review: www.novusbio.com/reviews/submit/H00009254-M12

Earn gift cards/discounts by submitting a publication using this product:
www.novusbio.com/publications

