

Product Datasheet

FAIM3 Antibody (1E4) - Azide and BSA Free H00009214-M01

Unit Size: 0.1 mg

Aliquot and store at -20C or -80C. Avoid freeze-thaw cycles.

www.novusbio.com



technical@novusbio.com

Reviews: 1 Publications: 6

Protocols, Publications, Related Products, Reviews, Research Tools and Images at:
www.novusbio.com/H00009214-M01

Updated 2/21/2025 v.20.1

Earn rewards for product
reviews and publications.

Submit a publication at www.novusbio.com/publications

Submit a review at www.novusbio.com/reviews/destination/H00009214-M01



H00009214-M01

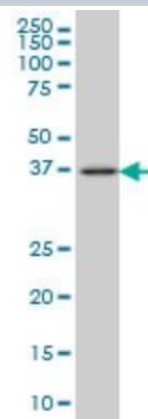
FAIM3 Antibody (1E4) - Azide and BSA Free

Product Information	
Unit Size	0.1 mg
Concentration	Concentrations vary lot to lot. See vial label for concentration. If unlisted please contact technical services.
Storage	Aliquot and store at -20C or -80C. Avoid freeze-thaw cycles.
Clonality	Monoclonal
Clone	1E4
Preservative	No Preservative
Isotype	IgG2b Kappa
Purity	IgG purified
Buffer	In 1x PBS, pH 7.4
Product Description	
Host	Mouse
Gene ID	9214
Gene Symbol	FCMR
Species	Human, Mouse
Reactivity Notes	Other species not tested.
Specificity/Sensitivity	FAIM3 - Fas apoptotic inhibitory molecule 3
Immunogen	FAIM3 (AAH06401, 124 a.a. ~ 223 a.a) partial recombinant protein with GST tag. MW of the GST tag alone is 26 KDa. SEYEPSWEEQPMPEPKWFHLPYLFQMPAYASSSKFVTRVTTPAQRGKVPPV HHSSPTTQITHRPRVSRASSVAGDKPRTFLPSTTASKISALEGLLKPKQ
Notes	This product is produced by and distributed for Abnova, a company based in Taiwan.
Product Application Details	
Applications	Western Blot, ELISA, Flow Cytometry, Immunohistochemistry
Recommended Dilutions	Western Blot 1:500, Flow Cytometry, ELISA 1:100-1:2000, Immunohistochemistry
Application Notes	Antibody reactive against cell lysate and recombinant protein for western blot. It has also been used for ELISA. Use in FLOW cytometry reported in scientific literature (PMID 25769920)

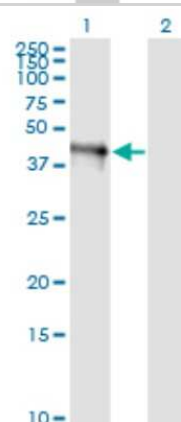


Images

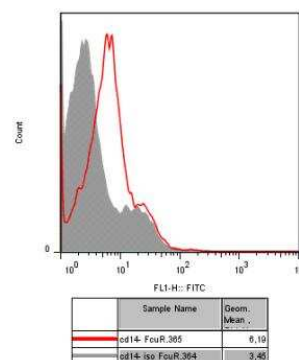
Western Blot: FAIM3 Antibody (1E4) [H00009214-M01] - FAIM3 monoclonal antibody (M01), clone 1E4 Analysis of FAIM3 expression in K-562.



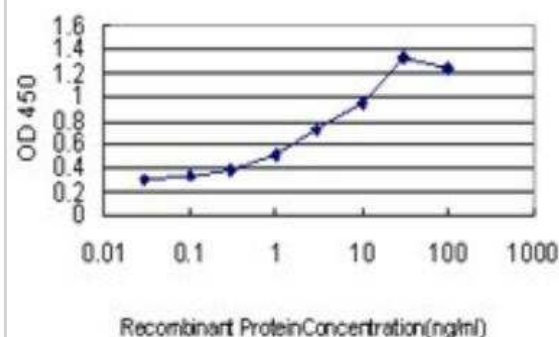
Western Blot: FAIM3 Antibody (1E4) [H00009214-M01] - Analysis of FAIM3 expression in transfected 293T cell line by FAIM3 monoclonal antibody (M01), clone 1E4. Lane 1: FAIM3 transfected lysate(43.1 kDa). Lane 2: Non-transfected lysate.



ELISA: FAIM3 Antibody (1E4) [H00009214-M01] - ELISA analysis of FAIM3 in PBMC CD14 negative fraction. Image courtesy of anonymous customer product review.



ELISA: FAIM3 Antibody (1E4) [H00009214-M01] - Detection limit for recombinant GST tagged FAIM3 is approximately 0.03ng/ml as a capture antibody.



Publications

Andrews JM, Pyfrom SC, Schmidt JA Et al. Loss of synergistic transcriptional feedback loops drives diverse B-cell cancers EBioMedicine 2021-08-27 [PMID: 34461601] (FLOW)

Lloyd KA, Wang J, Urban BC et al. Glycan-independent binding and internalization of human IgM to FCMR, its cognate cellular receptor. Sci Rep 2017-02-23 [PMID: 28230186]

Li FJ, Kubagawa Y, McCollum MK et al. Enhanced levels of both membrane-bound and soluble forms of IgM Fc receptor in patients with chronic lymphocytic leukemia. Blood. 2011-09-09 [PMID: 21908424]

Murakami Y, Narayanan S, Su S et al. Toso, a Functional IgM Receptor, Is Regulated by IL-2 in T and NK Cells. J Immunol. 2012-06-06 [PMID: 22675200]

Anquetil F, Clavel C, Offer G et al. IgM and IgA Rheumatoid Factors Purified from Rheumatoid Arthritis Sera Boost the Fc Receptor- and Complement-Dependent Effector Functions of the Disease-Specific Anti-Citrullinated Protein Autoantibodies. J. Immunol. 2015-03-13 [PMID: 25769920] (FLOW, Human)

Proto-Siqueira R, Panepucci RA, Careta FP et al. SAGE analysis demonstrates increased expression of TOSO contributing to Fas mediated resistance in CLL. Blood;112(2):394-7. 2008-07-15 [PMID: 18434611]





Novus Biologicals USA

10730 E. Briarwood Avenue
Centennial, CO 80112
USA
Phone: 303.730.1950
Toll Free: 1.888.506.6887
Fax: 303.730.1966
nb-customerservice@bio-techne.com

Bio-Techne Canada

21 Canmotor Ave
Toronto, ON M8Z 4E6
Canada
Phone: 905.827.6400
Toll Free: 855.668.8722
Fax: 905.827.6402
canada.inquires@bio-techne.com

Bio-Techne Ltd

19 Barton Lane
Abingdon Science Park
Abingdon, OX14 3NB, United Kingdom
Phone: (44) (0) 1235 529449
Free Phone: 0800 37 34 15
Fax: (44) (0) 1235 533420
info.EMEA@bio-techne.com

General Contact Information

www.novusbio.com
Technical Support: nb-technical@bio-techne.com
Orders: nb-customerservice@bio-techne.com
General: novus@novusbio.com

Products Related to H00009214-M01

HAF007	Goat anti-Mouse IgG Secondary Antibody [HRP]
NB720-B	Rabbit anti-Mouse IgG (H+L) Secondary Antibody [Biotin]
NBP1-43317-0.5mg	Mouse IgG2b Kappa Light Chain Isotype Control (MG2b)
NBP1-86924PEP	FAIM3 Recombinant Protein Antigen

Limitations

This product is for research use only and is not approved for use in humans or in clinical diagnosis. Primary Antibodies are guaranteed for 1 year from date of receipt.

For more information on our 100% guarantee, please visit www.novusbio.com/guarantee

Earn gift cards/discounts by submitting a review: www.novusbio.com/reviews/submit/H00009214-M01

Earn gift cards/discounts by submitting a publication using this product:
www.novusbio.com/publications

