

Product Datasheet

DCLK1 Antibody (6F9) H00009201-M02

Unit Size: 0.05 mg

Aliquot and store at -20C or -80C. Avoid freeze-thaw cycles.

www.novusbio.com



technical@novusbio.com

Protocols, Publications, Related Products, Reviews, Research Tools and Images at:
www.novusbio.com/H00009201-M02

Updated 10/28/2020 v.20.1

Earn rewards for product
reviews and publications.

Submit a publication at www.novusbio.com/publications

Submit a review at www.novusbio.com/reviews/destination/H00009201-M02



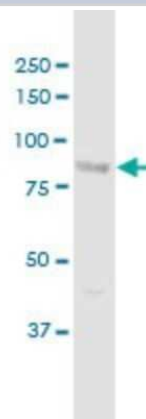
H00009201-M02**DCLK1 Antibody (6F9)**

Product Information	
Unit Size	0.05 mg
Concentration	Concentrations vary lot to lot. See vial label for concentration. If unlisted please contact technical services.
Storage	Aliquot and store at -20C or -80C. Avoid freeze-thaw cycles.
Clonality	Monoclonal
Clone	6F9
Preservative	No Preservative
Isotype	IgG2b Kappa
Purity	IgG purified
Buffer	In 1x PBS, pH 7.4
Product Description	
Host	Mouse
Gene ID	9201
Gene Symbol	DCLK1
Species	Human, Mouse
Specificity/Sensitivity	DCAMKL1 - doublecortin and CaM kinase-like 1
Immunogen	DCAMKL1 (NP_004725, 640 a.a. ~ 729 a.a) partial recombinant protein with GST tag. MW of the GST tag alone is 26 KDa. QVLEHPWVNDDGLPENHQLSVAGKIKKHFNTGPKPNSTAAGVSVIALDHGFTI KRSGSLDYYQQPGMYWIRPPLLIRGRFSDEDATRM
Notes	This product is produced by and distributed for Abnova, a company based in Taiwan.
Product Application Details	
Applications	Western Blot, ELISA, Immunocytochemistry/Immunofluorescence, Sandwich ELISA
Recommended Dilutions	Western Blot 1:500, ELISA, Immunocytochemistry/Immunofluorescence, Sandwich ELISA
Application Notes	Antibody reactive against cell lysate and recombinant protein for Western Blot. Has also been used for immunofluorescence and ELISA.

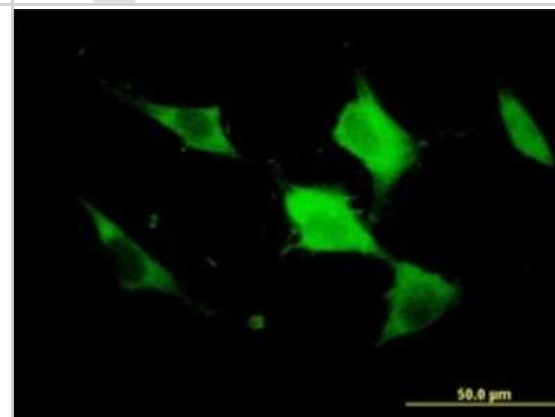


Images

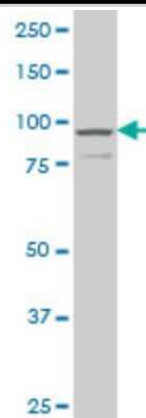
Western Blot: DCLK1 Antibody (6F9) [H00009201-M02] - DCAMKL1 monoclonal antibody (M02), clone 6F9 Analysis of DCAMKL1 expression in NIH/3T3.



Immunocytochemistry/Immunofluorescence: DCLK1 Antibody (6F9) [H00009201-M02] - Analysis of monoclonal antibody to DCAMKL1 on NIH/3T3 cell. Antibody concentration 10 ug/ml.



Western Blot: DCLK1 Antibody (6F9) [H00009201-M02] - Analysis of DCAMKL1 expression in NIH/3T3 (Cat # L018V1).





Novus Biologicals USA

10730 E. Briarwood Avenue
Centennial, CO 80112
USA

Phone: 303.730.1950
Toll Free: 1.888.506.6887
Fax: 303.730.1966
novus@novusbio.com

Bio-Techne Canada

21 Canmotor Ave
Toronto, ON M8Z 4E6
Canada

Phone: 905.827.6400
Toll Free: 855.668.8722
Fax: 905.827.6402
canada.inquires@bio-techne.com

Bio-Techne Ltd

19 Barton Lane
Abingdon Science Park
Abingdon, OX14 3NB, United Kingdom
Phone: (44) (0) 1235 529449
Free Phone: 0800 37 34 15
Fax: (44) (0) 1235 533420
info.EMEA@bio-techne.com

General Contact Information

www.novusbio.com
Technical Support: technical@novusbio.com
Orders: orders@novusbio.com
General: novus@novusbio.com

Limitations

This product is for research use only and is not approved for use in humans or in clinical diagnosis.
Primary Antibodies are guaranteed for 1 year from date of receipt.

For more information on our 100% guarantee, please visit www.novusbio.com/guarantee

Earn gift cards/discounts by submitting a review: www.novusbio.com/reviews/submit/H00009201-M02

Earn gift cards/discounts by submitting a publication using this product:
www.novusbio.com/publications

