

Product Datasheet

OSMR beta Antibody H00009180-D01P

Unit Size: 0.1 mg

Aliquot and store at -20C or -80C. Avoid freeze-thaw cycles.

www.novusbio.com



technical@novusbio.com

Protocols, Publications, Related Products, Reviews, Research Tools and Images at:
www.novusbio.com/H00009180-D01P

Updated 1/12/2021 v.20.1

Earn rewards for product
reviews and publications.

Submit a publication at www.novusbio.com/publications

Submit a review at www.novusbio.com/reviews/destination/H00009180-D01P



H00009180-D01P

OSMR beta Antibody

Product Information	
Unit Size	0.1 mg
Concentration	Concentrations vary lot to lot. See vial label for concentration. If unlisted please contact technical services.
Storage	Aliquot and store at -20C or -80C. Avoid freeze-thaw cycles.
Clonality	Polyclonal
Preservative	No Preservative
Isotype	IgG
Purity	Protein A purified
Buffer	PBS (pH 7.4)

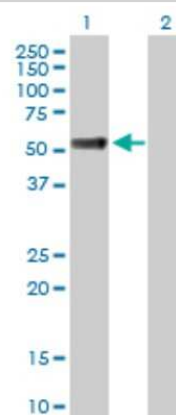
Product Description	
Host	Rabbit
Gene ID	9180
Gene Symbol	OSMR
Species	Human
Specificity/Sensitivity	OSMR - oncostatin M receptor
Immunogen	OSMR (AAH10943.1, 1 a.a. - 342 a.a.) full-length human protein. MALFAVFQTTFFLTLTLLSLRITYQSEVLAERLPLTPVSLKVSTNSTRQSLHLQWTV HNLPHYHQELKMFVFIQISRIETSNVIWVGNYSTTVKWNQVLHWSWESEPLEC ATHFVRIKSLVDDAKFPEPNFWSNWSSWEEVSVQDSTGQDILFVFPKDKLVEE GTNVTICYVSRNIQNNVSCYLEGKQIHGEQLDPHVTA FNLSVFPFIRNKGTNIYC EASQGNVSEGMKGIVLFVSKVLEEPKDFSCETEDFKTLHCTWDPGTDALGW SKQPSQSYTLFESFSGEKKLCTHKNWCNWQITQDSQETYNFTLIAENYLKRS VNILFNLTHRGETRVVTAHRGH
Notes	This product is produced by and distributed for Abnova, a company based in Taiwan.

Product Application Details	
Applications	Western Blot, Proximity Ligation Assay
Recommended Dilutions	Western Blot 1:500, Proximity Ligation Assay
Application Notes	Antibody reactive against recombinant protein with GST tag on ELISA and western blot and also on transfected lysate in western blot. GST tag alone is used as a negative control.




Images

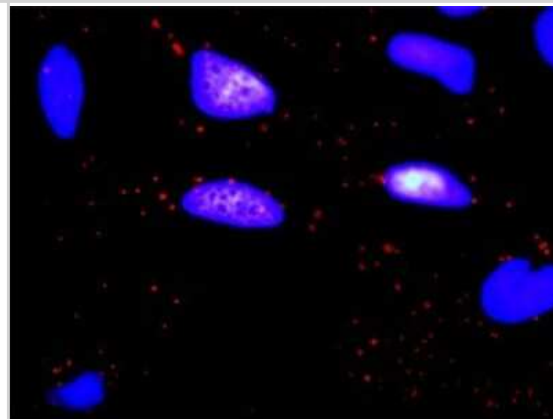
Western Blot: OSMR Antibody [H00009180-D01P] - Analysis of OSMR expression in transfected 293T cell line by OSMR polyclonal antibody. Lane 1: OSMR transfected lysate(39.50 KDa). Lane 2: Non-transfected lysate.



Western Blot: OSMR Antibody [H00009180-D01P] - OSMR MaxPab rabbit polyclonal antibody. Western Blot analysis of OSMR expression in mouse intestine.



Proximity Ligation Assay: OSMR Antibody [H00009180-D01P] - Analysis of protein-protein interactions between OSMR and ERBB2. HeLa cells were stained with anti-OSMR rabbit purified polyclonal 1:1200 and anti-ERBB2 mouse monoclonal antibody 1:50. Each red dot represents the detection of protein-protein interaction complex, and nuclei were counterstained with DAPI (blue).





Novus Biologicals USA

10730 E. Briarwood Avenue
Centennial, CO 80112
USA

Phone: 303.730.1950
Toll Free: 1.888.506.6887
Fax: 303.730.1966
novus@novusbio.com

Bio-Techne Canada

21 Canmotor Ave
Toronto, ON M8Z 4E6
Canada

Phone: 905.827.6400
Toll Free: 855.668.8722
Fax: 905.827.6402
canada.inquires@bio-techne.com

Bio-Techne Ltd

19 Barton Lane
Abingdon Science Park
Abingdon, OX14 3NB, United Kingdom

Phone: (44) (0) 1235 529449
Free Phone: 0800 37 34 15
Fax: (44) (0) 1235 533420
info.EMEA@bio-techne.com

General Contact Information

www.novusbio.com
Technical Support: technical@novusbio.com
Orders: orders@novusbio.com
General: novus@novusbio.com

Limitations

This product is for research use only and is not approved for use in humans or in clinical diagnosis. Primary Antibodies are guaranteed for 1 year from date of receipt.

For more information on our 100% guarantee, please visit www.novusbio.com/guarantee

Earn gift cards/discounts by submitting a review: www.novusbio.com/reviews/submit/H00009180-D01P

Earn gift cards/discounts by submitting a publication using this product:
www.novusbio.com/publications

