

Product Datasheet

UNC119 Antibody (2F9-2A9) - Azide and BSA Free H00009094-M01-100ug

Unit Size: 100 ug

Aliquot and store at -20C or -80C. Avoid freeze-thaw cycles.

www.novusbio.com



technical@novusbio.com

Reviews: 1 Publications: 1

Protocols, Publications, Related Products, Reviews, Research Tools and Images at:
www.novusbio.com/H00009094-M01

Updated 9/9/2025 v.20.1

**Earn rewards for product
reviews and publications.**

Submit a publication at www.novusbio.com/publications

Submit a review at www.novusbio.com/reviews/destination/H00009094-M01



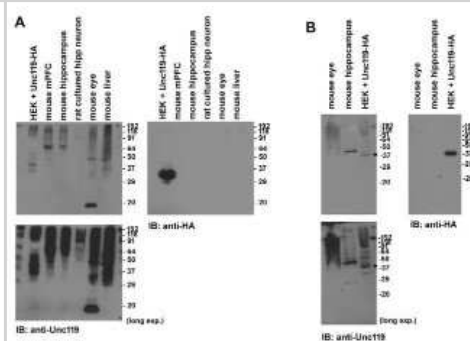
H00009094-M01-100ug

UNC119 Antibody (2F9-2A9) - Azide and BSA Free

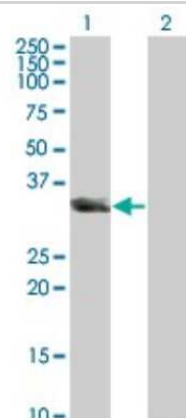
Product Information	
Unit Size	100 ug
Concentration	Concentrations vary lot to lot. See vial label for concentration. If unlisted please contact technical services.
Storage	Aliquot and store at -20C or -80C. Avoid freeze-thaw cycles.
Clonality	Monoclonal
Clone	2F9-2A9
Preservative	No Preservative
Isotype	IgG1 Kappa
Purity	IgG purified
Buffer	In 1x PBS, pH 7.4
Product Description	
Description	Novus Biologicals Mouse UNC119 Antibody (2F9-2A9) - Azide and BSA Free (H00009094-M01) is a monoclonal antibody validated for use in WB, ELISA and IP. Anti-UNC119 Antibody: Cited in 1 publication. All Novus Biologicals antibodies are covered by our 100% guarantee.
Host	Mouse
Gene ID	9094
Gene Symbol	UNC119
Species	Human, Mouse, Rat
Specificity/Sensitivity	UNC119 - unc-119 homolog (C. elegans)
Immunogen	UNC119 (AAH27176.1, 1 a.a. ~ 240 a.a) full-length recombinant protein with GST tag. MW of the GST tag alone is 26 KDa. MKVKKGGGGAGTATESAPGPSQSVAPIQPPEAESESGSESEPDAGPGPRP GPLQRKQPIGPEDVLGLQRITGDYLCSPENIYKIDFVRFKIRDMDSGTVLFEIKK PPVSERLPINRRDLDPNAGRFRVRYQFTPAFLRLRQVGATVEFTVGDKPVNNFR MIERHYFRNQLKSFDFHFGFCIPSSKNTCEHIYDFPPLSEELISEMIRHPYETQ SDSFYFVDDRLVMHNKADYSYSGTP
Notes	This product is produced by and distributed for Abnova, a company based in Taiwan.
Product Application Details	
Applications	Western Blot, ELISA, Immunoprecipitation
Recommended Dilutions	Western Blot 1:1000, ELISA, Immunoprecipitation
Application Notes	Antibody reactive against transfected lysate and recombinant protein for western blot. It has also been used for ELISA.

Images

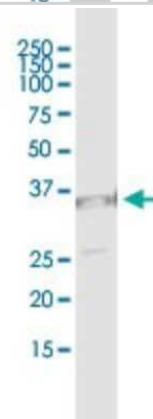
Western Blot: UNC119 Antibody (2F9-2A9) [H00009094-M01] - Primary antibody: 1:1000, 4 degree, overnight. Secondary antibody: 1:3000 HRP-antimouse IgG 37 degree, 3 hr. This image was submitted via customer Review.



Western Blot: UNC119 Antibody (2F9-2A9) [H00009094-M01] - Analysis of UNC119 expression in transfected 293T cell line by UNC119 monoclonal antibody (M01), clone 2F9-2A9. Lane 1: UNC119 transfected lysate (27 KDa). Lane 2: Non-transfected lysate.



Immunoprecipitation: UNC119 Antibody (2F9-2A9) [H00009094-M01] - Analysis of UNC119 transfected lysate using anti-UNC119 monoclonal antibody and Protein A Magnetic Bead, and immunoblotted with UNC119 purified MaxPab rabbit polyclonal antibody.



Publications

Takanobu S, Takeshi N, Hironori I et al. The RAS-interacting Chaperone UNC119 Drives the RASSF6-MDM2-p53 Axis and Antagonizes RAS-mediated Malignant Transformation. *J Biol Chem*. 2020-06-18 [PMID: 32554467]



Novus Biologicals USA

10730 E. Briarwood Avenue
Centennial, CO 80112
USA
Phone: 303.730.1950
Toll Free: 1.888.506.6887
Fax: 303.730.1966
nb-customerservice@bio-techne.com

Bio-Techne Canada

21 Canmotor Ave
Toronto, ON M8Z 4E6
Canada
Phone: 905.827.6400
Toll Free: 855.668.8722
Fax: 905.827.6402
canada.inquires@bio-techne.com

Bio-Techne Ltd

19 Barton Lane
Abingdon Science Park
Abingdon, OX14 3NB, United Kingdom
Phone: (44) (0) 1235 529449
Free Phone: 0800 37 34 15
Fax: (44) (0) 1235 533420
info.EMEA@bio-techne.com

General Contact Information

www.novusbio.com
Technical Support: nb-technical@bio-techne.com
Orders: nb-customerservice@bio-techne.com
General: novus@novusbio.com

Products Related to H00009094-M01-100ug

NBP2-33376H	Blue Marker Antibody (6F4-F6) [HRP]
HAF007	Goat anti-Mouse IgG Secondary Antibody [HRP]
NB7539	Goat anti-Mouse IgG (H+L) Secondary Antibody [HRP]
NBP1-43319-0.5mg	Mouse IgG1 Kappa Isotype Control (P3.6.2.8.1)

Limitations

This product is for research use only and is not approved for use in humans or in clinical diagnosis. Primary Antibodies are guaranteed for 1 year from date of receipt.

For more information on our 100% guarantee, please visit www.novusbio.com/guarantee

Earn gift cards/discounts by submitting a review: www.novusbio.com/reviews/submit/H00009094-M01

Earn gift cards/discounts by submitting a publication using this product:
www.novusbio.com/publications

