

# Product Datasheet

## ABH1 Antibody - Azide and BSA Free H00008846-B01P

Unit Size: 0.05 mg

Aliquot and store at -20C or -80C. Avoid freeze-thaw cycles.

[www.novusbio.com](http://www.novusbio.com)



[technical@novusbio.com](mailto:technical@novusbio.com)

### Publications: 1

Protocols, Publications, Related Products, Reviews, Research Tools and Images at:  
[www.novusbio.com/H00008846-B01P](http://www.novusbio.com/H00008846-B01P)

Updated 2/21/2025 v.20.1

Earn rewards for product  
reviews and publications.

Submit a publication at [www.novusbio.com/publications](http://www.novusbio.com/publications)

Submit a review at [www.novusbio.com/reviews/destination/H00008846-B01P](http://www.novusbio.com/reviews/destination/H00008846-B01P)



**H00008846-B01P**

ABH1 Antibody - Azide and BSA Free

**Product Information**

<b>Unit Size</b>	0.05 mg
<b>Concentration</b>	Concentrations vary lot to lot. See vial label for concentration. If unlisted please contact technical services.
<b>Storage</b>	Aliquot and store at -20C or -80C. Avoid freeze-thaw cycles.
<b>Clonality</b>	Polyclonal
<b>Preservative</b>	No Preservative
<b>Isotype</b>	IgG
<b>Purity</b>	Protein G purified
<b>Buffer</b>	PBS (pH 7.4)

**Product Description**

<b>Description</b>	Quality control test: Antibody reactive against mammalian transfected lysate.
<b>Host</b>	Mouse
<b>Gene ID</b>	8846
<b>Gene Symbol</b>	ALKBH1
<b>Species</b>	Human, Mouse
<b>Immunogen</b>	ALKBH1 (AAH25787.1, 1 a.a. - 389 a.a.) full-length human protein. MGKMAAAVGSVATLATEPGEDAFRKLFRFYRQSRPGTADLEGVIDFSAAHAAR GKGPGAQKVIKSQLNVSSVSEQNAYRAGLQPVSKWQAYGLKGYPGFIFIPNPF LPGYQWHWVKQCLKLYSQKPNVCNLDKHMSKEETQDLWEQSKEFLRYKEAT KRRPRSLLEKLRWVTVG YHYNWDSKKYSADHYTPFPSDLGFLSEQVAAACGF EDFRAEAGILNYYRLDSTLGIHVDRSELDHSPKLLSFSFGQSAIFLLGGLQRDEA PTAMFMHSGDIMIMSGFSRLLNHAVPRVLPNPEGEGLPHCLEAPLPAVLPRDS MVEPCSMEDWQVCASYLKTARVNMTVRQVLATDQNFPLEPIEDEKRDISTEGF CHLDDQNSEVKRARINPHS
<b>Notes</b>	This product is produced by and distributed for Abnova, a company based in Taiwan.

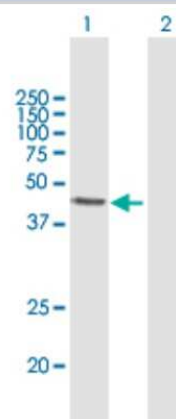
**Product Application Details**

<b>Applications</b>	Western Blot, Immunocytochemistry/ Immunofluorescence, Immunohistochemistry, Immunohistochemistry-Paraffin
<b>Recommended Dilutions</b>	Western Blot, Immunohistochemistry, Immunocytochemistry/ Immunofluorescence, Immunohistochemistry-Paraffin
<b>Application Notes</b>	This antibody is useful for WB, Functional, IF and IHC-P.

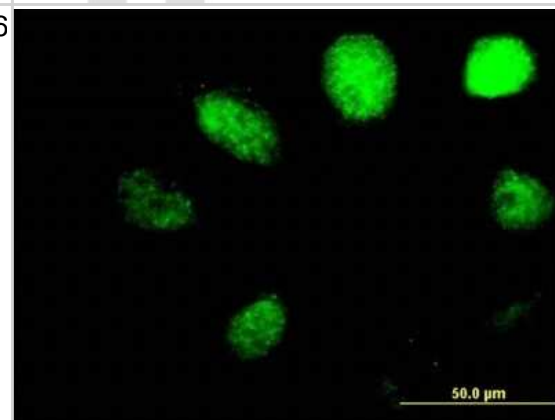


## Images


Western Blot: ABH1 Antibody [H00008846-B01P] - Analysis of ALKBH1 expression in transfected 293T cell line by ALKBH1 polyclonal antibody. Lane 1: ALKBH transfected lysate(42.79 KDa). Lane 2: Non-transfected lysate.



Immunocytochemistry/Immunofluorescence: ABH1 Antibody [H00008846-B01P] - Analysis of purified antibody to ALKBH1 on HeLa cell. (antibody concentration 10 ug/ml)



Immunohistochemistry-Paraffin: ABH1 Antibody [H00008846-B01P] - Analysis of purified antibody to ALKBH1 on formalin-fixed paraffin-embedded human skeletal muscle. (antibody concentration 3 ug/ml)



## Publications

Trixl L, Amort T, Wille A et al. RNA cytosine methyltransferase Nsun3 regulates embryonic stem cell differentiation by promoting mitochondrial activity. Cell Mol Life Sci 2017-11-04 [PMID: 29103146]



### **Novus Biologicals USA**

10730 E. Briarwood Avenue  
Centennial, CO 80112  
USA  
Phone: 303.730.1950  
Toll Free: 1.888.506.6887  
Fax: 303.730.1966  
nb-customerservice@bio-techne.com

### **Bio-Techne Canada**

21 Canmotor Ave  
Toronto, ON M8Z 4E6  
Canada  
Phone: 905.827.6400  
Toll Free: 855.668.8722  
Fax: 905.827.6402  
canada.inquires@bio-techne.com

### **Bio-Techne Ltd**

19 Barton Lane  
Abingdon Science Park  
Abingdon, OX14 3NB, United Kingdom  
Phone: (44) (0) 1235 529449  
Free Phone: 0800 37 34 15  
Fax: (44) (0) 1235 533420  
info.EMEA@bio-techne.com

### **General Contact Information**

[www.novusbio.com](http://www.novusbio.com)  
Technical Support: nb-technical@bio-techne.com  
Orders: nb-customerservice@bio-techne.com  
General: novus@novusbio.com

### **Products Related to H00008846-B01P**

---

HAF007	Goat anti-Mouse IgG Secondary Antibody [HRP]
NB720-B	Rabbit anti-Mouse IgG (H+L) Secondary Antibody [Biotin]
NBP1-97019-5mg	Mouse IgG Isotype Control
H00008846-P01-10ug	Recombinant Human ABH1 GST (N-Term) Protein

---

### **Limitations**

This product is for research use only and is not approved for use in humans or in clinical diagnosis. Primary Antibodies are guaranteed for 1 year from date of receipt.

For more information on our 100% guarantee, please visit [www.novusbio.com/guarantee](http://www.novusbio.com/guarantee)

Earn gift cards/discounts by submitting a review: [www.novusbio.com/reviews/submit/H00008846-B01P](http://www.novusbio.com/reviews/submit/H00008846-B01P)

Earn gift cards/discounts by submitting a publication using this product:  
[www.novusbio.com/publications](http://www.novusbio.com/publications)

