

Product Datasheet

eIF4GII Antibody (1H5) - Azide and BSA Free H00008672-M03

Unit Size: 0.1 mg

Aliquot and store at -20C or -80C. Avoid freeze-thaw cycles.

www.novusbio.com



technical@novusbio.com

Protocols, Publications, Related Products, Reviews, Research Tools and Images at:
www.novusbio.com/H00008672-M03

Updated 2/21/2025 v.20.1

Earn rewards for product
reviews and publications.

Submit a publication at www.novusbio.com/publications

Submit a review at www.novusbio.com/reviews/destination/H00008672-M03




H00008672-M03

eIF4GII Antibody (1H5) - Azide and BSA Free

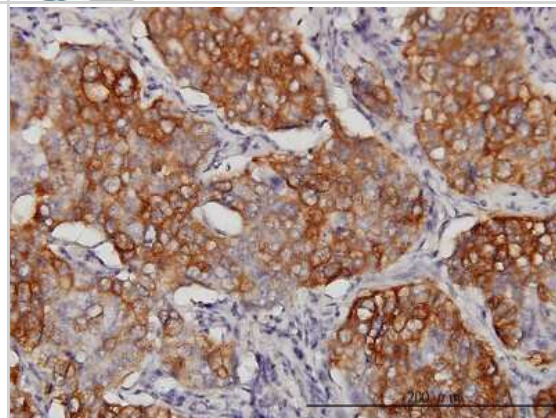
Product Information	
Unit Size	0.1 mg
Concentration	Concentrations vary lot to lot. See vial label for concentration. If unlisted please contact technical services.
Storage	Aliquot and store at -20C or -80C. Avoid freeze-thaw cycles.
Clonality	Monoclonal
Clone	1H5
Preservative	No Preservative
Isotype	IgG2b Kappa
Purity	IgG purified
Buffer	In 1x PBS, pH 7.4
Product Description	
Description	Quality control test: Antibody Reactive Against Recombinant Protein.
Host	Mouse
Gene ID	8672
Gene Symbol	EIF4G3
Species	Human
Specificity/Sensitivity	EIF4G3 - eukaryotic translation initiation factor 4 gamma, 3
Immunogen	EIF4G3 (AAH30578, 1 a.a. ~ 515 a.a) full-length recombinant protein with GST tag. MW of the GST tag alone is 26 KDa. MNSQPQTRSPFAAGPRPPHHQFFQRPQIQPPRATIPNSSPSIRPGAQTPTAVY QANQHIMMVNHLMPYPVPQGPQYCIQYRHSPPYVGPQQYYPVQPPGPG PFYPGPGPGDFPNAYGTPFYPSQPVYQSAPIMVPTQQQPPPAKREKKTIRIRD PNQGGKDITEEIISSGGGSRNPTPIGRPTSTPTPPQQLPSQVPEHSPVYGTVE SAHLAASPVTAAASDQKQEEKPKPDPVLKSPSPVLRRLVLSGEKKEQEGQTSET TAIVSIAELPLPPSPTTVSSVARSTIAAPTSSALSSSQPIFTTAIDDRCELSSPREDT IIPSLTSCETSDPLPTNENDGDICKKPCSVAPNDIPLVSSTNLINEINGVSEKLS ATESIVEIVKQEVLPPLTLELEILENPPPEEMKLECIPAPITPSTVPSFPPTPPTPPAS PPHTPVIVPAAATTVSSPSAAITVQRVLEEDSIRTCLSEDAKEIQNKIEVEADGQ TEEILDSQNLNSRRSPVPETSENEC
Notes	This product is produced by and distributed for Abnova, a company based in Taiwan.
Product Application Details	
Applications	Western Blot, ELISA, Immunohistochemistry, Immunohistochemistry-Paraffin, Knockdown Validated
Recommended Dilutions	Western Blot, ELISA, Immunohistochemistry, Immunohistochemistry-Paraffin, Knockdown Validated
Application Notes	Antibody reactivity against cell lysate and recombinant protein for WB. It has also been used for IHC-P, RNAi Validation and ELISA.

Images

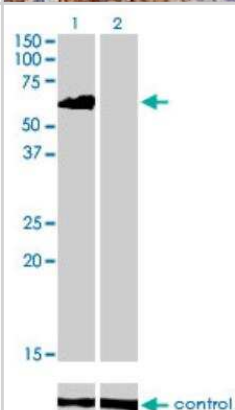
Western Blot: eIF4GII Antibody (1H5) [H00008672-M03] - Analysis of EIF4G3 expression in MCF-7 (Cat # L046V1).




Immunohistochemistry-Paraffin: eIF4GII Antibody (1H5) [H00008672-M03] - Analysis of monoclonal antibody to EIF4G3 on formalin-fixed paraffin-embedded human lung, adenosquamous cell carcinoma. Antibody concentration 3 ug/ml



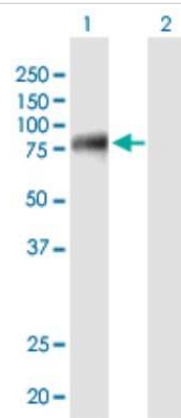
Western Blot: eIF4GII Antibody (1H5) [H00008672-M03] - EIF4G3 over-expressed 293 cell line, cotransfected with EIF4G3 Validated Chimera RNAi or non-transfected control. Blot probed with H00008672-M03. GAPDH (36.1 kDa) used as loading control.



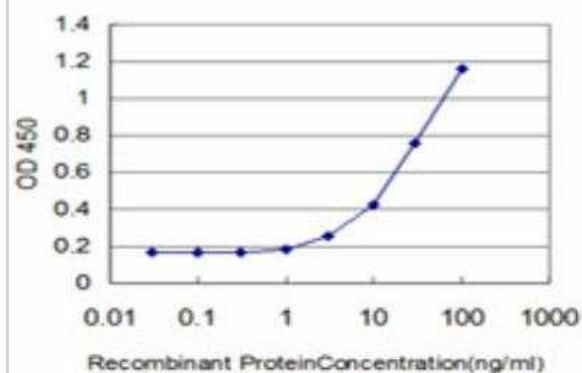
Western Blot: eIF4GII Antibody (1H5) [H00008672-M03] - Analysis of EIF4G3 expression in HeLa (Cat # L013V1).



Western Blot: eIF4GII Antibody (1H5) [H00008672-M03] - Analysis of EIF4G3 expression in transfected 293T cell line by EIF4G3 monoclonal antibody (M03), clone 1H5. Lane 1: EIF4G3 transfected lysate (55.2 KDa). Lane 2: Non-transfected lysate.



ELISA: eIF4GII Antibody (1H5) [H00008672-M03] - Detection limit for recombinant GST tagged EIF4G3 is approximately 1ng/ml as a capture antibody.





Novus Biologicals USA

10730 E. Briarwood Avenue
Centennial, CO 80112
USA
Phone: 303.730.1950
Toll Free: 1.888.506.6887
Fax: 303.730.1966
nb-customerservice@bio-techne.com

Bio-Techne Canada

21 Canmotor Ave
Toronto, ON M8Z 4E6
Canada
Phone: 905.827.6400
Toll Free: 855.668.8722
Fax: 905.827.6402
canada.inquires@bio-techne.com

Bio-Techne Ltd

19 Barton Lane
Abingdon Science Park
Abingdon, OX14 3NB, United Kingdom
Phone: (44) (0) 1235 529449
Free Phone: 0800 37 34 15
Fax: (44) (0) 1235 533420
info.EMEA@bio-techne.com

General Contact Information

www.novusbio.com
Technical Support: nb-technical@bio-techne.com
Orders: nb-customerservice@bio-techne.com
General: novus@novusbio.com

Products Related to H00008672-M03

HAF007	Goat anti-Mouse IgG Secondary Antibody [HRP]
NB720-B	Rabbit anti-Mouse IgG (H+L) Secondary Antibody [Biotin]
NBP1-43317-0.5mg	Mouse IgG2b Kappa Light Chain Isotype Control (MG2b)
H00008672-P01-10ug	Recombinant Human eIF4GII GST (N-Term) Protein

Limitations

This product is for research use only and is not approved for use in humans or in clinical diagnosis. Primary Antibodies are guaranteed for 1 year from date of receipt.

For more information on our 100% guarantee, please visit www.novusbio.com/guarantee

Earn gift cards/discounts by submitting a review: www.novusbio.com/reviews/submit/H00008672-M03

Earn gift cards/discounts by submitting a publication using this product:
www.novusbio.com/publications

