

# Product Datasheet

## SF3A2 Antibody (3B6) - Azide and BSA Free H00008175-M01

Unit Size: 0.1 mg

Aliquot and store at -20C or -80C. Avoid freeze-thaw cycles.

[www.novusbio.com](http://www.novusbio.com)



[technical@novusbio.com](mailto:technical@novusbio.com)

### Publications: 1

Protocols, Publications, Related Products, Reviews, Research Tools and Images at:  
[www.novusbio.com/H00008175-M01](http://www.novusbio.com/H00008175-M01)

Updated 2/21/2025 v.20.1

Earn rewards for product  
reviews and publications.

Submit a publication at [www.novusbio.com/publications](http://www.novusbio.com/publications)

Submit a review at [www.novusbio.com/reviews/destination/H00008175-M01](http://www.novusbio.com/reviews/destination/H00008175-M01)



**H00008175-M01**


SF3A2 Antibody (3B6) - Azide and BSA Free

Product Information	
Unit Size	0.1 mg
Concentration	Concentrations vary lot to lot. See vial label for concentration. If unlisted please contact technical services.
Storage	Aliquot and store at -20C or -80C. Avoid freeze-thaw cycles.
Clonality	Monoclonal
Clone	3B6
Preservative	No Preservative
Isotype	IgG2b Kappa
Purity	IgG purified
Buffer	In 1x PBS, pH 7.4
Product Description	
Description	Quality control test: Antibody Reactive Against Recombinant Protein.
Host	Mouse
Gene ID	8175
Gene Symbol	SF3A2
Species	Human
Specificity/Sensitivity	SF3A2 (3B6)
Immunogen	SF3A2 (NP_009096, 112 a.a. ~ 216 a.a) partial recombinant protein with GST tag. MW of the GST tag alone is 26 KDa. IGRPGYKVTQKQDSEMGQQSLLFQIDYPEIAEGIMPRHRFMSAYEQRIEPPDRR WQYLLMAAEPYETIAFKVPSREIDKAEGKFWTHWNRETKQFFLQFHFKMEK
Notes	This product is produced by and distributed for Abnova, a company based in Taiwan.
Product Application Details	
Applications	Western Blot, ELISA, Immunocytochemistry/ Immunofluorescence, Immunoprecipitation, Protein Array
Recommended Dilutions	Western Blot, ELISA, Immunocytochemistry/ Immunofluorescence, Immunoprecipitation, Protein Array
Application Notes	This antibody reactivity against cell lysate and recombinant protein for WB. It has been useful for IF and ELISA. IP usage reported in scientific literature (PMID: 22672905).

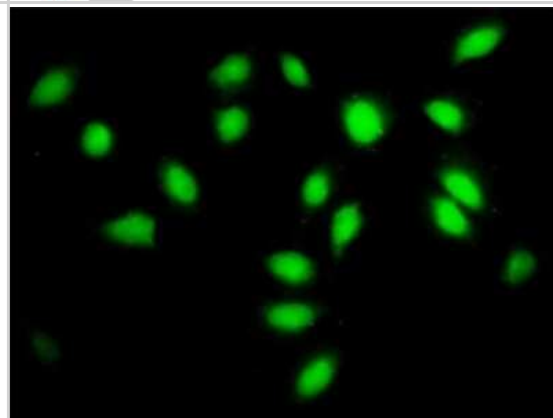


## Images

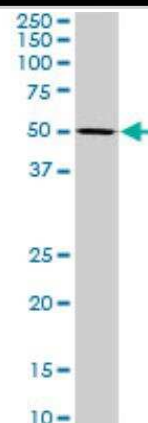
Western Blot: SF3A2 Antibody (3B6) [H00008175-M01] - SF3A2 expression in NIH/3T3 ( Cat # L018V1 ).



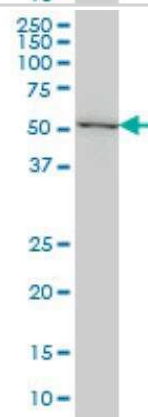
Immunocytochemistry/Immunofluorescence: SF3A2 Antibody (3B6) [H00008175-M01] - Analysis of monoclonal antibody to SF3A2 on HeLa cell. Antibody concentration 10 ug/ml.



Western Blot: SF3A2 Antibody (3B6) [H00008175-M01] - SF3A2 expression in PC-12 ( Cat # L012V1 ).



Western Blot: SF3A2 Antibody (3B6) [H00008175-M01] - SF3A2 expression in Hela NE ( Cat # L013V3 ).



## Publications

Huang Y, Jeong JS, Okamura J et al. Global tumor protein p53/p63 interactome: making a case for cisplatin chemoresistance. Cell Cycle 2012-06-15 [PMID: 22672905] (IP, WB, Human)



### **Novus Biologicals USA**

10730 E. Briarwood Avenue  
Centennial, CO 80112  
USA  
Phone: 303.730.1950  
Toll Free: 1.888.506.6887  
Fax: 303.730.1966  
nb-customerservice@bio-techne.com

### **Bio-Techne Canada**

21 Canmotor Ave  
Toronto, ON M8Z 4E6  
Canada  
Phone: 905.827.6400  
Toll Free: 855.668.8722  
Fax: 905.827.6402  
canada.inquires@bio-techne.com

### **Bio-Techne Ltd**

19 Barton Lane  
Abingdon Science Park  
Abingdon, OX14 3NB, United Kingdom  
Phone: (44) (0) 1235 529449  
Free Phone: 0800 37 34 15  
Fax: (44) (0) 1235 533420  
info.EMEA@bio-techne.com

### **General Contact Information**

[www.novusbio.com](http://www.novusbio.com)  
Technical Support: [nb-technical@bio-techne.com](mailto:nb-technical@bio-techne.com)  
Orders: [nb-customerservice@bio-techne.com](mailto:nb-customerservice@bio-techne.com)  
General: [novus@novusbio.com](mailto:novus@novusbio.com)

### **Products Related to H00008175-M01**

---

HAF007	Goat anti-Mouse IgG Secondary Antibody [HRP]
NB720-B	Rabbit anti-Mouse IgG (H+L) Secondary Antibody [Biotin]
NBP1-43317-0.5mg	Mouse IgG2b Kappa Light Chain Isotype Control (MG2b)
NBP2-47281PEP	SF3A2 Recombinant Protein Antigen

---

### **Limitations**

This product is for research use only and is not approved for use in humans or in clinical diagnosis. Primary Antibodies are guaranteed for 1 year from date of receipt.

For more information on our 100% guarantee, please visit [www.novusbio.com/guarantee](http://www.novusbio.com/guarantee)

Earn gift cards/discounts by submitting a review: [www.novusbio.com/reviews/submit/H00008175-M01](http://www.novusbio.com/reviews/submit/H00008175-M01)

Earn gift cards/discounts by submitting a publication using this product:  
[www.novusbio.com/publications](http://www.novusbio.com/publications)

