

Product Datasheet

NCOA4 Antibody (1F11) - Azide and BSA Free H00008031-M05

Unit Size: 0.1 mg

Aliquot and store at -20C or -80C. Avoid freeze-thaw cycles.

www.novusbio.com



technical@novusbio.com

Publications: 4

Protocols, Publications, Related Products, Reviews, Research Tools and Images at:
www.novusbio.com/H00008031-M05

Updated 2/21/2025 v.20.1

Earn rewards for product
reviews and publications.

Submit a publication at www.novusbio.com/publications

Submit a review at www.novusbio.com/reviews/destination/H00008031-M05



H00008031-M05

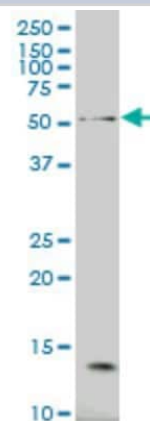
NCOA4 Antibody (1F11) - Azide and BSA Free

| Product Information | |
|-----------------------------|---|
| Unit Size | 0.1 mg |
| Concentration | Concentrations vary lot to lot. See vial label for concentration. If unlisted please contact technical services. |
| Storage | Aliquot and store at -20C or -80C. Avoid freeze-thaw cycles. |
| Clonality | Monoclonal |
| Clone | 1F11 |
| Preservative | No Preservative |
| Isotype | IgG1 Lambda |
| Purity | IgG purified |
| Buffer | In 1x PBS, pH 7.4 |
| Product Description | |
| Description | Quality control test: Antibody Reactive Against Recombinant Protein. |
| Host | Mouse |
| Gene ID | 8031 |
| Gene Symbol | NCOA4 |
| Species | Human |
| Specificity/Sensitivity | NCOA4 - nuclear receptor coactivator 4 (1F11) |
| Immunogen | NCOA4 (NP_005428, 505 a.a. ~ 614 a.a) partial recombinant protein with GST tag. MW of the GST tag alone is 26 KDa. EGSPKEVPGTEDRAGKQKFKSPMNTSWCSFNTADWVLPGKKMGNLSQLSSG EDKWLLRKKAEVLLNSPLQEEHNFPDPHYGLPAVCDLFACMQLKVDKEKWL YRTPLQM |
| Notes | This product is produced by and distributed for Abnova, a company based in Taiwan. |
| Product Application Details | |
| Applications | Western Blot, ELISA, Immunocytochemistry/ Immunofluorescence, Immunohistochemistry, Immunohistochemistry-Paraffin |
| Recommended Dilutions | Western Blot, ELISA, Immunohistochemistry, Immunocytochemistry/ Immunofluorescence, Immunohistochemistry-Paraffin |
| Application Notes | Antibody reactivity against cell lysate and recombinant protein for WB. It has also been used for IF, IHC-P and ELISA. |

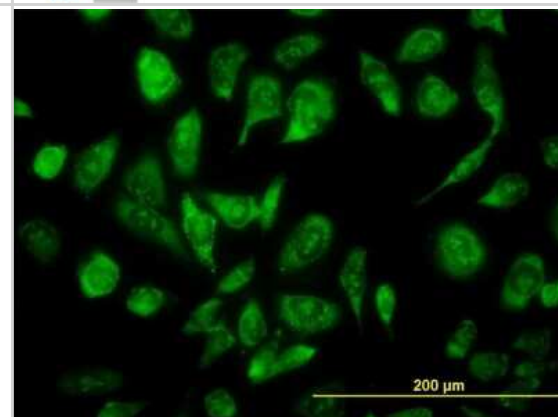


Images

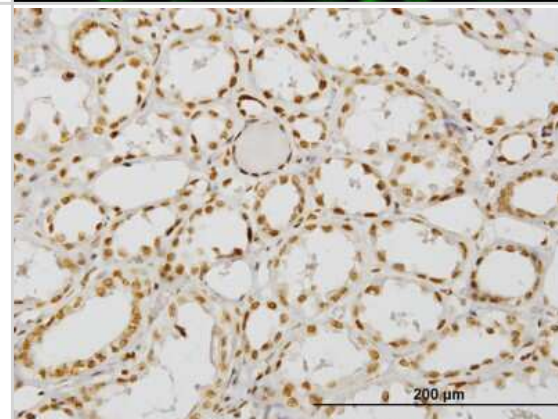
Western Blot: NCOA4 Antibody (1F11) [H00008031-M05] - Analysis of NCOA4 expression in Hela S3 NE (Cat # L013V3).



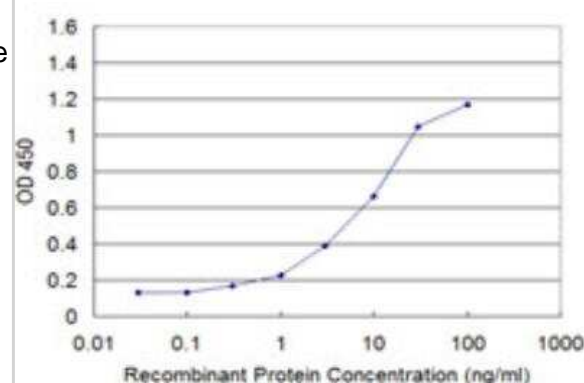
Immunocytochemistry/Immunofluorescence: NCOA4 Antibody (1F11) [H00008031-M05] - Analysis of monoclonal antibody to NCOA4 on HeLa cell. Antibody concentration 10 ug/ml



Immunohistochemistry-Paraffin: NCOA4 Antibody (1F11) [H00008031-M05] - Analysis of monoclonal antibody to NCOA4 on formalin-fixed paraffin-embedded human kidney. Antibody concentration 3 ug/ml



ELISA: NCOA4 Antibody (1F11) [H00008031-M05] - Detection limit for recombinant GST tagged NCOA4 is approximately 0.3ng/ml as a capture antibody.



Publications

Fan Y, Qianping Z, Hanyu L et al. Dynamic O-GlcNAcylation coordinates ferritinophagy and mitophagy to activate ferroptosis. *Cell Discov.* 2022-05-03 [PMID: 35504898]

Koponen A A Combined Model of Human iPSC Derived Liver Organoids and Hepatocytes Reveals Ferroptosis in DGUOK Mutant mtDNA Depletion Syndrome *Adv Sci (Weinh)* 2021-05-24 [PMID: 34026460]

Saha B, Salemi M, Williams GL et al. Interactomic analysis reveals a homeostatic role for the HIV restriction factor TRIM5 alpha in mitophagy *Cell reports* 2022-05-10 [PMID: 35545034] (WB, Human)

Rockfield S, Flores I, Nanjundan M. Expression and function of nuclear receptor coactivator 4 isoforms in transformed endometriotic and malignant ovarian cells. *Oncotarget.* 2018-01-12 [PMID: 29435183] (Human)



**Novus Biologicals USA**

10730 E. Briarwood Avenue
Centennial, CO 80112
USA
Phone: 303.730.1950
Toll Free: 1.888.506.6887
Fax: 303.730.1966
nb-customerservice@bio-techne.com

Bio-Techne Canada

21 Canmotor Ave
Toronto, ON M8Z 4E6
Canada
Phone: 905.827.6400
Toll Free: 855.668.8722
Fax: 905.827.6402
canada.inquires@bio-techne.com

Bio-Techne Ltd

19 Barton Lane
Abingdon Science Park
Abingdon, OX14 3NB, United Kingdom
Phone: (44) (0) 1235 529449
Free Phone: 0800 37 34 15
Fax: (44) (0) 1235 533420
info.EMEA@bio-techne.com

General Contact Information

www.novusbio.com
Technical Support: nb-technical@bio-techne.com
Orders: nb-customerservice@bio-techne.com
General: novus@novusbio.com

Products Related to H00008031-M05

| | |
|--------------------|---|
| HAF007 | Goat anti-Mouse IgG Secondary Antibody [HRP] |
| NB720-B | Rabbit anti-Mouse IgG (H+L) Secondary Antibody [Biotin] |
| NBP1-96982 | Mouse IgG1 Lambda Isotype Control (MG1L) |
| H00008031-P01-10ug | Recombinant Human NCOA4 GST (N-Term) Protein |

Limitations

This product is for research use only and is not approved for use in humans or in clinical diagnosis. Primary Antibodies are guaranteed for 1 year from date of receipt.

For more information on our 100% guarantee, please visit www.novusbio.com/guarantee

Earn gift cards/discounts by submitting a review: www.novusbio.com/reviews/submit/H00008031-M05

Earn gift cards/discounts by submitting a publication using this product:
www.novusbio.com/publications

