

Product Datasheet

BRD3 Antibody (6C10) H00008019-M03

Unit Size: 0.05 mg

Aliquot and store at -20C or -80C. Avoid freeze-thaw cycles.

www.novusbio.com



technical@novusbio.com

Protocols, Publications, Related Products, Reviews, Research Tools and Images at:
www.novusbio.com/H00008019-M03

Updated 6/27/2023 v.20.1

Earn rewards for product
reviews and publications.

Submit a publication at www.novusbio.com/publications

Submit a review at www.novusbio.com/reviews/destination/H00008019-M03



H00008019-M03

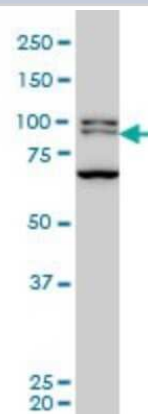
BRD3 Antibody (6C10)

| Product Information | |
|-----------------------------|---|
| Unit Size | 0.05 mg |
| Concentration | This product is unpurified. The exact concentration of antibody is not quantifiable. |
| Storage | Aliquot and store at -20C or -80C. Avoid freeze-thaw cycles. |
| Clonality | Monoclonal |
| Clone | 6C10 |
| Preservative | No Preservative |
| Isotype | IgG1 Kappa |
| Purity | Ascites |
| Buffer | In 1x PBS, pH 7.4 |
| Product Description | |
| Description | Quality control test: Antibody Reactive Against Recombinant Protein. |
| Host | Mouse |
| Gene ID | 8019 |
| Gene Symbol | BRD3 |
| Species | Human |
| Specificity/Sensitivity | BRD3 - bromodomain containing 3 (6C10) |
| Immunogen | BRD3 (AAH32124, 418 a.a. ~ 556 a.a) partial recombinant protein with GST tag. MW of the GST tag alone is 26 KDa. EPVEAPALPAPAAPMVSKGAESSRSSEESSSDSGSSDSEEEERATRLAELQEQL KAVHEQLAALSQAPVNKPKKKKEKKEKEKKKKDKKEKEKEKHVKAEEEKKAKV APPAKQAQKKAPAKKANSTTTAGRDHFLTCGV |
| Notes | This product is produced by and distributed for Abnova, a company based in Taiwan. |
| Product Application Details | |
| Applications | Western Blot, ELISA, Immunohistochemistry, Immunohistochemistry-Paraffin |
| Recommended Dilutions | Western Blot, ELISA, Immunohistochemistry, Immunohistochemistry-Paraffin |
| Application Notes | Antibody reactivity against cell lysate and recombinant protein for WB. It has also been used for IHC-P and ELISA. |

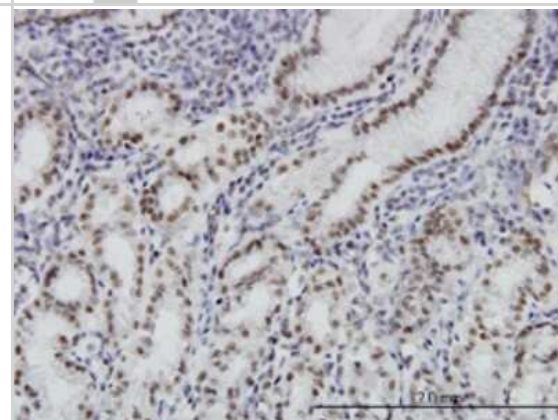


Images


Western Blot: BRD3 Antibody (6C10) [H00008019-M03] - Analysis of BRD3 expression in Hela S3 NE (Cat # L013V3).



Immunohistochemistry-Paraffin: BRD3 Antibody (6C10) [H00008019-M03] - Analysis of monoclonal antibody to BRD3 on formalin-fixed paraffin-embedded human stomach. Antibody concentration 3 ug/ml



Western Blot: BRD3 Antibody (6C10) [H00008019-M03] - Analysis of BRD3 expression in human kidney.





Novus Biologicals USA

10730 E. Briarwood Avenue
Centennial, CO 80112
USA

Phone: 303.730.1950
Toll Free: 1.888.506.6887
Fax: 303.730.1966
novus@novusbio.com

Bio-Techne Canada

21 Canmotor Ave
Toronto, ON M8Z 4E6
Canada

Phone: 905.827.6400
Toll Free: 855.668.8722
Fax: 905.827.6402
canada.inquires@bio-techne.com

Bio-Techne Ltd

19 Barton Lane
Abingdon Science Park
Abingdon, OX14 3NB, United Kingdom
Phone: (44) (0) 1235 529449
Free Phone: 0800 37 34 15
Fax: (44) (0) 1235 533420
info.EMEA@bio-techne.com

General Contact Information

www.novusbio.com
Technical Support: technical@novusbio.com
Orders: orders@novusbio.com
General: novus@novusbio.com

Limitations

This product is for research use only and is not approved for use in humans or in clinical diagnosis.
Primary Antibodies are guaranteed for 1 year from date of receipt.

For more information on our 100% guarantee, please visit www.novusbio.com/guarantee

Earn gift cards/discounts by submitting a review: www.novusbio.com/reviews/submit/H00008019-M03

Earn gift cards/discounts by submitting a publication using this product:
www.novusbio.com/publications

