

Product Datasheet

YY1 Antibody H00007528-D01P

Unit Size: 0.1 mg

Aliquot and store at -20C or -80C. Avoid freeze-thaw cycles.

www.novusbio.com



technical@novusbio.com

Publications: 1

Protocols, Publications, Related Products, Reviews, Research Tools and Images at:
www.novusbio.com/H00007528-D01P

Updated 6/27/2023 v.20.1

Earn rewards for product
reviews and publications.

Submit a publication at www.novusbio.com/publications

Submit a review at www.novusbio.com/reviews/destination/H00007528-D01P



H00007528-D01P

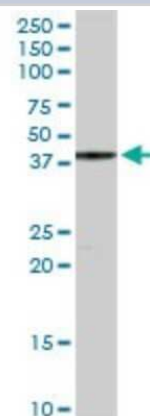
YY1 Antibody

Product Information	
Unit Size	0.1 mg
Concentration	Concentrations vary lot to lot. See vial label for concentration. If unlisted please contact technical services.
Storage	Aliquot and store at -20C or -80C. Avoid freeze-thaw cycles.
Clonality	Polyclonal
Preservative	No Preservative
Isotype	IgG
Purity	Protein A purified
Buffer	PBS (pH 7.4)
Product Description	
Description	Quality control test: Antibody reactive against mammalian transfected lysate.
Host	Rabbit
Gene ID	7528
Gene Symbol	YY1
Species	Human, Mouse
Specificity/Sensitivity	YY1 - YY1 transcription factor,
Immunogen	YY1 (NP_003394.1, 1 a.a. - 414 a.a.) full-length human protein. MASGDTLYIATDGSEMPAEIVELHEIEVETIPVETIETTVVGEEEEEDDDDEDGG GGDHGGGGGGHGHAGHHHHHHHHHHPPMIALQLVTDPTQVHHHQEVILV QTREEVVGDDSDGLRAEDGFEDQILIPVPAPAGGDDDYIEQTLVTVAAGKS GGGGSSSSGGGRVKKGGGKSGKKSYSLSGGAGAAGGGGADPGNKKWEQK QVQIKTLEGEFSVTMWSSDEKKDIDHETVVEEQIIGENSPPDYSEYMTGKKLPP GGIPGIDLSDPKQLAEFARMKPRKIKEDDAPRTIACPHKGCTKMFRDNSAMRK HLHTHGPRVHVCAECGKAFVSSKLKRHQLVHTGEKPFQCTFEGCGKRFSLD FNLRTHVRIHTGDRPYVCPFDGCNKKFAQSTNLKSHILTHAKAKNNQ
Notes	This product is produced by and distributed for Abnova, a company based in Taiwan.
Product Application Details	
Applications	Western Blot
Recommended Dilutions	Western Blot
Application Notes	Antibody reactivity against Recombinant Protein with GST tag on ELISA and WB and also on transfected lysate in WB. GST tag alone is used as a negative control.

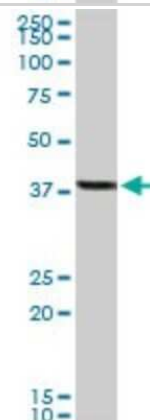


Images


Western Blot: YY1 Antibody [H00007528-D01P] - Analysis of YY1 expression in mouse intestine.



Western Blot: YY1 Antibody [H00007528-D01P] - Analysis of YY1 expression in human kidney.



Western Blot: YY1 Antibody [H00007528-D01P] - Analysis of YY1 expression in transfected 293T cell line by YY1 polyclonal antibody. Lane 1: YY1 transfected lysate (44.70 kDa). Lane 2: Non-transfected lysate.



Publications

Westendorp B, Major JL, Nader M et al. The E2F6 repressor activates gene expression in myocardium resulting in dilated cardiomyopathy. FASEB J. 2012-06-01 [PMID: 22403008] (WB, Mouse)



Novus Biologicals USA

10730 E. Briarwood Avenue
Centennial, CO 80112
USA

Phone: 303.730.1950
Toll Free: 1.888.506.6887
Fax: 303.730.1966
novus@novusbio.com

Bio-Techne Canada

21 Canmotor Ave
Toronto, ON M8Z 4E6
Canada

Phone: 905.827.6400
Toll Free: 855.668.8722
Fax: 905.827.6402
canada.inquires@bio-techne.com

Bio-Techne Ltd

19 Barton Lane
Abingdon Science Park
Abingdon, OX14 3NB, United Kingdom
Phone: (44) (0) 1235 529449
Free Phone: 0800 37 34 15
Fax: (44) (0) 1235 533420
info.EMEA@bio-techne.com

General Contact Information

www.novusbio.com
Technical Support: technical@novusbio.com
Orders: orders@novusbio.com
General: novus@novusbio.com

Limitations

This product is for research use only and is not approved for use in humans or in clinical diagnosis.
Primary Antibodies are guaranteed for 1 year from date of receipt.

For more information on our 100% guarantee, please visit www.novusbio.com/guarantee

Earn gift cards/discounts by submitting a review: www.novusbio.com/reviews/submit/H00007528-D01P

Earn gift cards/discounts by submitting a publication using this product:
www.novusbio.com/publications

