

Product Datasheet

XRCC1 Antibody - Azide and BSA Free H00007515-B01P

Unit Size: 0.05 mg

Aliquot and store at -20C or -80C. Avoid freeze-thaw cycles.

www.novusbio.com



technical@novusbio.com

Publications: 1

Protocols, Publications, Related Products, Reviews, Research Tools and Images at:
www.novusbio.com/H00007515-B01P

Updated 2/21/2025 v.20.1

**Earn rewards for product
reviews and publications.**

Submit a publication at www.novusbio.com/publications

Submit a review at www.novusbio.com/reviews/destination/H00007515-B01P



H00007515-B01P

XRCC1 Antibody - Azide and BSA Free

Product Information	
Unit Size	0.05 mg
Concentration	Concentrations vary lot to lot. See vial label for concentration. If unlisted please contact technical services.
Storage	Aliquot and store at -20C or -80C. Avoid freeze-thaw cycles.
Clonality	Polyclonal
Preservative	No Preservative
Isotype	IgG
Purity	Protein A purified
Buffer	PBS (pH 7.4)

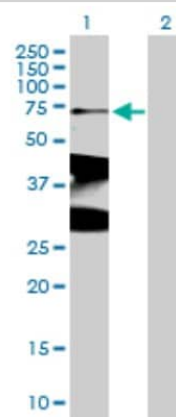
Product Description	
Description	Quality control test: Antibody reactive against mammalian transfected lysate.
Host	Mouse
Gene ID	7515
Gene Symbol	XRCC1
Species	Human
Specificity/Sensitivity	XRCC1 - X-ray repair complementing defective repair in Chinese hamster cells 1,
Immunogen	XRCC1 (AAH23593.1, 1 a.a. - 633 a.a.) full-length human protein. MPEIRLRHVVSCSSQDSTHCAENLLKADTYRKWRAAKAGEKTISVVLQLEKEE QIHSDIGNDGSAFVEVLVGSSAGGAGEQDYEVLLVTSSFMSPSESRSGSNPN RVRMFGPDKLVRAAAEKRWDRVKIVCSQPYSKDSFPGLSFVRFHSPDPKDEA EAPSQKVTVTKLGGQFRVKEEDESANSLRPGALFFSRINKTSPVTASDPAGPSY AAATLQASSAASSASPVSRIGSTSKPQESPKGKRKLDLNQEEKKTPSKPPAQ LSPSVPKRPKLPAPTRTPATAPVPARAQGAVTGKPRGEGTEPRRPRAGPEEL GKILQGVVVVLSGFQNPFRSELDRDCALELGAKYRPDWTRDSTHLICAFANTPKY SQVLGLGGRIVRKEWVLDCHRMRRRLPSQRYLMAGPGSSSEEDASHSGGS GDEAPKLPQKQPQTKTKPTQAAGPSSPQKPPTPEETKAASPVLQEDIDIEGVQ SEGQDNGAEDSGDTEDELRRVAEQKEHRLPPGQGEENGEDPYAGSTDENTDS EEHQEPPDLPVPELPDFFQGKHFFLYGEFPGDERRKLIRYVTAFNGELEDYMS DRVQFVITAQEWDPSEFEEALMDNPSLAFVRPRWIYSCNEKQKLLPHQLYGVVP QA
Notes	This product is produced by and distributed for Abnova, a company based in Taiwan.

Product Application Details	
Applications	Western Blot, Immunocytochemistry/ Immunofluorescence, Immunohistochemistry, Immunohistochemistry-Paraffin, Knockdown Validated
Recommended Dilutions	Western Blot, Immunohistochemistry, Immunocytochemistry/ Immunofluorescence, Immunohistochemistry-Paraffin, Knockdown Validated
Application Notes	Use in Knockdown Validated reported in scientific literature (PMID:32755579)Antibody reactivity against Recombinant Protein with GST tag on ELISA and WB and also on transfected lysate in WB. GST tag alone is used as a negative control. May also be used for IF, IHC-P.

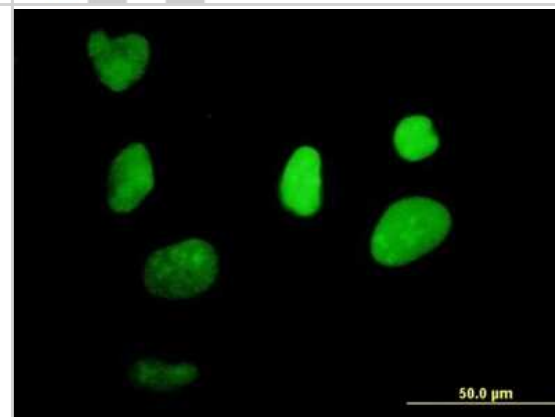


Images

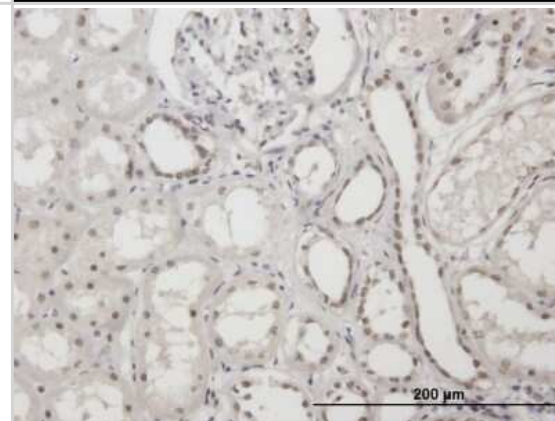
Western Blot: XRCC1 Antibody [H00007515-B01P] - Analysis of XRCC1 expression in transfected 293T cell line by XRCC1 polyclonal antibody. Lane 1: XRCC1 transfected lysate(69.63 KDa). Lane 2: Non-transfected lysate.



Immunocytochemistry/Immunofluorescence: XRCC1 Antibody [H00007515-B01P] - Analysis of purified antibody to XRCC1 on HeLa cell. (antibody concentration 10 ug/ml)



Immunohistochemistry-Paraffin: XRCC1 Antibody [H00007515-B01P] - Analysis of purified antibody to XRCC1 on formalin-fixed paraffin-embedded human kidney. (antibody concentration 3 ug/ml)



Publications

Gatti M, Imhof R, Huang Q et al. The Ubiquitin Ligase TRIP12 Limits PARP1 Trapping and Constrains PARP Inhibitor Efficiency Cell Rep 2020-08-04 [PMID: 32755579] (ICC/IF, KD, Human)



Novus Biologicals USA

10730 E. Briarwood Avenue
Centennial, CO 80112
USA
Phone: 303.730.1950
Toll Free: 1.888.506.6887
Fax: 303.730.1966
nb-customerservice@bio-techne.com

Bio-Techne Canada

21 Canmotor Ave
Toronto, ON M8Z 4E6
Canada
Phone: 905.827.6400
Toll Free: 855.668.8722
Fax: 905.827.6402
canada.inquires@bio-techne.com

Bio-Techne Ltd

19 Barton Lane
Abingdon Science Park
Abingdon, OX14 3NB, United Kingdom
Phone: (44) (0) 1235 529449
Free Phone: 0800 37 34 15
Fax: (44) (0) 1235 533420
info.EMEA@bio-techne.com

General Contact Information

www.novusbio.com
Technical Support: nb-technical@bio-techne.com
Orders: nb-customerservice@bio-techne.com
General: novus@novusbio.com

Products Related to H00007515-B01P

HAF007	Goat anti-Mouse IgG Secondary Antibody [HRP]
NB720-B	Rabbit anti-Mouse IgG (H+L) Secondary Antibody [Biotin]
NBP1-97019-5mg	Mouse IgG Isotype Control
H00007515-P01-10ug	Recombinant Human XRCC1 GST (N-Term) Protein

Limitations

This product is for research use only and is not approved for use in humans or in clinical diagnosis. Primary Antibodies are guaranteed for 1 year from date of receipt.

For more information on our 100% guarantee, please visit www.novusbio.com/guarantee

Earn gift cards/discounts by submitting a review: www.novusbio.com/reviews/submit/H00007515-B01P

Earn gift cards/discounts by submitting a publication using this product:
www.novusbio.com/publications

