

# Product Datasheet

## WHSC2 Antibody H00007469-B03P

Unit Size: 0.05 mg

Aliquot and store at -20C or -80C. Avoid freeze-thaw cycles.

[www.novusbio.com](http://www.novusbio.com)



[technical@novusbio.com](mailto:technical@novusbio.com)

Protocols, Publications, Related Products, Reviews, Research Tools and Images at:  
[www.novusbio.com/H00007469-B03P](http://www.novusbio.com/H00007469-B03P)

Updated 6/27/2023 v.20.1

Earn rewards for product  
reviews and publications.

Submit a publication at [www.novusbio.com/publications](http://www.novusbio.com/publications)

Submit a review at [www.novusbio.com/reviews/destination/H00007469-B03P](http://www.novusbio.com/reviews/destination/H00007469-B03P)



**H00007469-B03P**

## WHSC2 Antibody


Product Information	
Unit Size	0.05 mg
Concentration	Concentrations vary lot to lot. See vial label for concentration. If unlisted please contact technical services.
Storage	Aliquot and store at -20C or -80C. Avoid freeze-thaw cycles.
Clonality	Polyclonal
Preservative	No Preservative
Isotype	IgG
Purity	Protein A purified
Buffer	PBS (pH 7.4)

Product Description	
Description	Quality control test: Antibody reactive against mammalian transfected lysate.
Host	Mouse
Gene ID	7469
Gene Symbol	WHSC2
Species	Human, Mouse
Reactivity Notes	Please note that this antibody is reactive to Mouse and derived from the same host, Mouse. Additional Mouse on Mouse blocking steps may be required for IHC and ICC experiments. Please contact Technical Support for more information.
Specificity/Sensitivity	WHSC2 - Wolf-Hirschhorn syndrome candidate 2,
Immunogen	WHSC2 (NP_005654.2, 1 a.a. - 528 a.a.) full-length human protein. MASMRESDTGLWLHNKLGATDELWAPPSIASLLTAAVIDNIRLCFHLGSSAVKL KLLLGTLHLPRRTVDEMKGALMEIIQLASLSDPWVLMVADILKSFPDTSGLNLE LEEQNPVQDILGELREKVGCEASAMLPLECYLNKNALTTLAGPLTPPVKHF QLKRKPKSATLRAELLQKSTETAQQLKRSAGVPPHAKGRGLLRKMDTTTTPLKGI PKQAPFRSPTAPSVFSPTGNRTPIPPSRTLLRKERGVKLLDISELDMVGAGREA KRRRKTLDAEVVEKPAKEETVVENATPDYAAGLVSTQKLGSLNNEPALPSTSY LPSTPSVVPASSYIPSETPPAPSSREASRPPEEPSAPSPTLPAQFKQRAPMYN SGLSPATPTPAAPTSPLPTTTPPAVAPTTQTPPVAMVAPQTQAPAQQQPKNL SLTREQMFAAQEMFKTANKVTRPEKALILGFMAGSRENPCQEQQDVIQIKLSE HTEDLPKADGQGSTTMLVDTVFEMNYATGQWTRFKKYKPMTNVS
Notes	This product is produced by and distributed for Abnova, a company based in Taiwan.

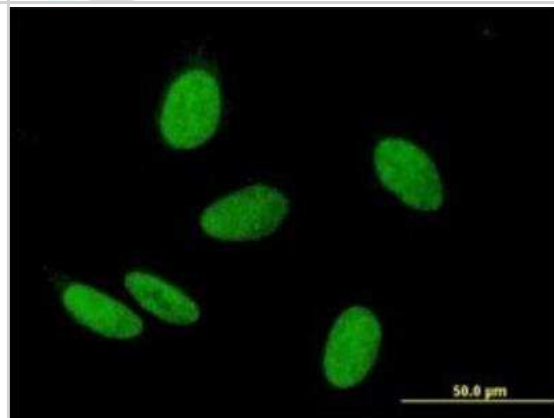
Product Application Details	
Applications	Western Blot, Immunocytochemistry/ Immunofluorescence
Recommended Dilutions	Western Blot, Immunocytochemistry/ Immunofluorescence
Application Notes	Antibody reactivity against cell lysate and transfected lysate for WB. It has been used for ELISA.

**Images**


Western Blot: WHSC2 Antibody [H00007469-B03P] - Analysis of WHSC2 expression in Raw 264.7.




Immunocytochemistry/Immunofluorescence: WHSC2 Antibody [H00007469-B03P] - Analysis of purified antibody to WHSC2 on HeLa cell. Antibody concentration 10 ug/ml



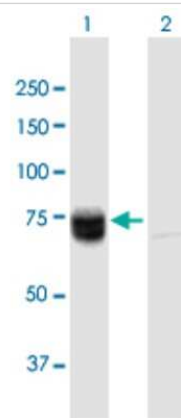
Western Blot: WHSC2 Antibody [H00007469-B03P] - Analysis of WHSC2 expression in Hela S3 NE.



Western Blot: WHSC2 Antibody [H00007469-B03P] - Analysis of WHSC2 expression in NIH/3T3.



Western Blot: WHSC2 Antibody [H00007469-B03P] - Analysis of WHSC2 expression in transfected 293T cell line. Lane 1: WHSC2 transfected lysate (58.08 KDa). Lane 2: Non-transfected lysate.





### **Novus Biologicals USA**

10730 E. Briarwood Avenue  
Centennial, CO 80112  
USA  
Phone: 303.730.1950  
Toll Free: 1.888.506.6887  
Fax: 303.730.1966  
nb-customerservice@bio-techne.com

### **Bio-Techne Canada**

21 Canmotor Ave  
Toronto, ON M8Z 4E6  
Canada  
Phone: 905.827.6400  
Toll Free: 855.668.8722  
Fax: 905.827.6402  
canada.inquires@bio-techne.com

### **Bio-Techne Ltd**

19 Barton Lane  
Abingdon Science Park  
Abingdon, OX14 3NB, United Kingdom  
Phone: (44) (0) 1235 529449  
Free Phone: 0800 37 34 15  
Fax: (44) (0) 1235 533420  
info.EMEA@bio-techne.com

### **General Contact Information**

www.novusbio.com  
Technical Support: nb-technical@bio-  
techne.com  
Orders: nb-customerservice@bio-techne.com  
General: novus@novusbio.com

### **Limitations**

This product is for research use only and is not approved for use in humans or in clinical diagnosis. Primary Antibodies are guaranteed for 1 year from date of receipt.

For more information on our 100% guarantee, please visit [www.novusbio.com/guarantee](http://www.novusbio.com/guarantee)

Earn gift cards/discounts by submitting a review: [www.novusbio.com/reviews/submit/H00007469-B03P](http://www.novusbio.com/reviews/submit/H00007469-B03P)

Earn gift cards/discounts by submitting a publication using this product:  
[www.novusbio.com/publications](http://www.novusbio.com/publications)

