

Product Datasheet

VRK2 Antibody (3B10) - Azide and BSA Free H00007444-M01

Unit Size: 0.1 mg

Aliquot and store at -20C or -80C. Avoid freeze-thaw cycles.

www.novusbio.com



technical@novusbio.com

Protocols, Publications, Related Products, Reviews, Research Tools and Images at:
www.novusbio.com/H00007444-M01

Updated 2/21/2025 v.20.1

Earn rewards for product
reviews and publications.

Submit a publication at www.novusbio.com/publications

Submit a review at www.novusbio.com/reviews/destination/H00007444-M01



H00007444-M01

VRK2 Antibody (3B10) - Azide and BSA Free


Product Information	
Unit Size	0.1 mg
Concentration	Concentrations vary lot to lot. See vial label for concentration. If unlisted please contact technical services.
Storage	Aliquot and store at -20C or -80C. Avoid freeze-thaw cycles.
Clonality	Monoclonal
Clone	3B10
Preservative	No Preservative
Isotype	IgG1 Kappa
Purity	IgG purified
Buffer	In 1x PBS, pH 7.4

Product Description	
Description	Quality control test: Antibody Reactive Against Recombinant Protein.
Host	Mouse
Gene ID	7444
Gene Symbol	VRK2
Species	Human
Specificity/Sensitivity	VRK2 - vaccinia related kinase 2
Immunogen	VRK2 (AAH27854, 260 a.a. ~ 360 a.a) partial recombinant protein with GST tag. MW of the GST tag alone is 26 KDa. VQTAKTNLLDELPQSVLKWAPSGSSCCEIAQFLVCAHSLAYDEKPNYQALKKIL NPHGIPLGPLDFSTKGQSINVHTPNSQKVDSQKAATKQVNKAHNRLI
Notes	This product is produced by and distributed for Abnova, a company based in Taiwan.

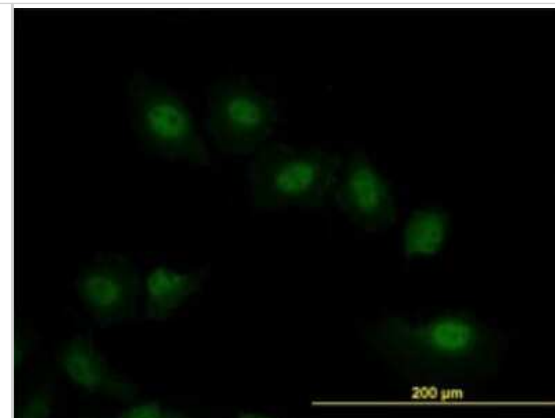
Product Application Details	
Applications	Western Blot, ELISA, Immunocytochemistry/ Immunofluorescence, Sandwich ELISA, Knockdown Validated
Recommended Dilutions	Western Blot, ELISA, Immunocytochemistry/ Immunofluorescence, Sandwich ELISA, Knockdown Validated
Application Notes	Antibody reactivity against cell lysate and recombinant protein for WB. It has also been used for IF, RNAi Validation and ELISA.

Images

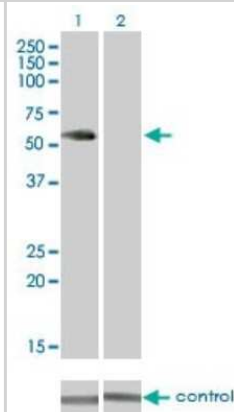
Western Blot: VRK2 Antibody (3B10) [H00007444-M01] - VRK2 monoclonal antibody (M01), clone 3B10 Analysis of VRK2 expression in K-562.




Immunocytochemistry/Immunofluorescence: VRK2 Antibody (3B10) [H00007444-M01] - Analysis of monoclonal antibody to VRK2 on HeLa cell. Antibody concentration 10 ug/ml.



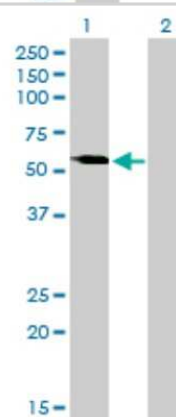
Western Blot: VRK2 Antibody (3B10) [H00007444-M01] - Analysis of VRK2 over-expressed 293 cell line, cotransfected with VRK2 Validated Chimera RNAi (Cat # H00007444-R01V) (Lane 2) or non-transfected control (Lane 1). Blot probed with VRK2 monoclonal antibody (M01) clone 3B10 (Cat # H00007444-M01). GAPDH (36.1 kDa) used as specificity and loading control.



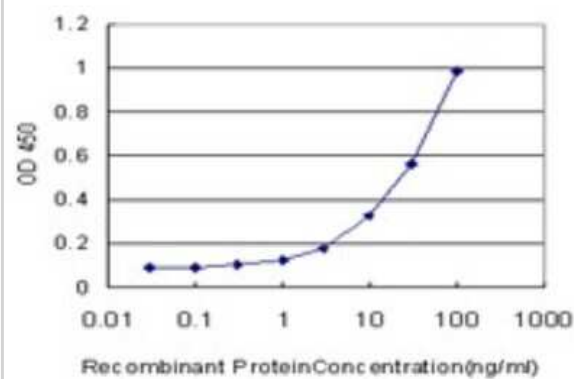
Western Blot: VRK2 Antibody (3B10) [H00007444-M01] - VRK2 monoclonal antibody (M01), clone 3B10. Analysis of VRK2 expression in U-2 OS.



Western Blot: VRK2 Antibody (3B10) [H00007444-M01] - Analysis of VRK2 expression in transfected 293T cell line by VRK2 monoclonal antibody (M01), clone 3B10. Lane 1: VRK2 transfected lysate(58.1 KDa). Lane 2: Non-transfected lysate.



Sandwich ELISA: VRK2 Antibody (3B10) [H00007444-M01] - Detection limit for recombinant GST tagged VRK2 is approximately 1ng/ml as a capture antibody.





Novus Biologicals USA

10730 E. Briarwood Avenue
Centennial, CO 80112
USA
Phone: 303.730.1950
Toll Free: 1.888.506.6887
Fax: 303.730.1966
nb-customerservice@bio-techne.com

Bio-Techne Canada

21 Canmotor Ave
Toronto, ON M8Z 4E6
Canada
Phone: 905.827.6400
Toll Free: 855.668.8722
Fax: 905.827.6402
canada.inquires@bio-techne.com

Bio-Techne Ltd

19 Barton Lane
Abingdon Science Park
Abingdon, OX14 3NB, United Kingdom
Phone: (44) (0) 1235 529449
Free Phone: 0800 37 34 15
Fax: (44) (0) 1235 533420
info.EMEA@bio-techne.com

General Contact Information

www.novusbio.com
Technical Support: nb-technical@bio-techne.com
Orders: nb-customerservice@bio-techne.com
General: novus@novusbio.com

Products Related to H00007444-M01

HAF007	Goat anti-Mouse IgG Secondary Antibody [HRP]
NB720-B	Rabbit anti-Mouse IgG (H+L) Secondary Antibody [Biotin]
NBP1-43319-0.5mg	Mouse IgG1 Kappa Isotype Control (P3.6.2.8.1)
NBP2-48875PEP	VRK2 Recombinant Protein Antigen

Limitations

This product is for research use only and is not approved for use in humans or in clinical diagnosis. Primary Antibodies are guaranteed for 1 year from date of receipt.

For more information on our 100% guarantee, please visit www.novusbio.com/guarantee

Earn gift cards/discounts by submitting a review: www.novusbio.com/reviews/submit/H00007444-M01

Earn gift cards/discounts by submitting a publication using this product:
www.novusbio.com/publications

