

# Product Datasheet

## Vav-1 Antibody (3A11) H00007409-M04

Unit Size: 0.1 mg

Aliquot and store at -20C or -80C. Avoid freeze-thaw cycles.

[www.novusbio.com](http://www.novusbio.com)



[technical@novusbio.com](mailto:technical@novusbio.com)

Protocols, Publications, Related Products, Reviews, Research Tools and Images at:  
[www.novusbio.com/H00007409-M04](http://www.novusbio.com/H00007409-M04)

Updated 7/16/2023 v.20.1

Earn rewards for product  
reviews and publications.

Submit a publication at [www.novusbio.com/publications](http://www.novusbio.com/publications)

Submit a review at [www.novusbio.com/reviews/destination/H00007409-M04](http://www.novusbio.com/reviews/destination/H00007409-M04)



**H00007409-M04**


Vav-1 Antibody (3A11)

Product Information	
Unit Size	0.1 mg
Concentration	Concentrations vary lot to lot. See vial label for concentration. If unlisted please contact technical services.
Storage	Aliquot and store at -20C or -80C. Avoid freeze-thaw cycles.
Clonality	Monoclonal
Clone	3A11
Preservative	No Preservative
Isotype	IgG2a Kappa
Purity	IgG purified
Buffer	In 1x PBS, pH 7.4
Product Description	
Description	Quality control test: Antibody Reactive Against Recombinant Protein.
Host	Mouse
Gene ID	7409
Gene Symbol	VAV1
Species	Human
Specificity/Sensitivity	VAV1 - vav 1 oncogene (3A11)
Immunogen	VAV1 (AAH13361, 681 a.a. ~ 790 a.a) partial recombinant protein with GST tag. MW of the GST tag alone is 26 KDa. RGLTELVEFYQQNSLKDCFKSLDTTLQFPFKEPEKRTISRPAVGSTKYFGTAKA RYDFCARDRSELSLKEGDIKILNKKGQQGWWRGEIYGRVGWFPANYVEEDYS EYC
Notes	This product is produced by and distributed for Abnova, a company based in Taiwan.
Product Application Details	
Applications	Western Blot, ELISA, Immunocytochemistry/Immunofluorescence
Recommended Dilutions	Western Blot, ELISA, Immunocytochemistry/Immunofluorescence
Application Notes	Antibody reactivity against cell lysate and recombinant protein for WB. It has also been used for IF and ELISA.

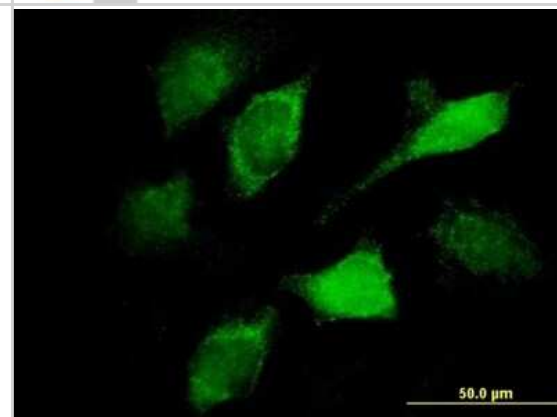


## Images

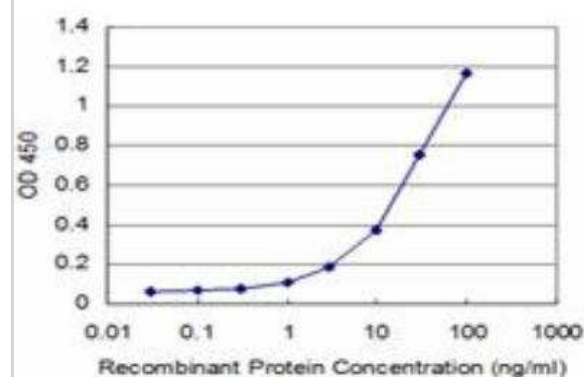
Western Blot: Vav-1 Antibody (3A11) [H00007409-M04] - Analysis of VAV1 expression in Jurkat (Cat # L017V1).



Immunocytochemistry/Immunofluorescence: Vav-1 Antibody (3A11) [H00007409-M04] - Analysis of monoclonal antibody to VAV1 on HeLa cell. Antibody concentration 10 ug/ml



ELISA: Vav-1 Antibody (3A11) [H00007409-M04] - Detection limit for recombinant GST tagged VAV1 is approximately 1ng/ml as a capture antibody.





### **Novus Biologicals USA**

10730 E. Briarwood Avenue  
Centennial, CO 80112  
USA

Phone: 303.730.1950  
Toll Free: 1.888.506.6887  
Fax: 303.730.1966  
novus@novusbio.com

### **Bio-Techne Canada**

21 Canmotor Ave  
Toronto, ON M8Z 4E6  
Canada

Phone: 905.827.6400  
Toll Free: 855.668.8722  
Fax: 905.827.6402  
canada.inquires@bio-techne.com

### **Bio-Techne Ltd**

19 Barton Lane  
Abingdon Science Park  
Abingdon, OX14 3NB, United Kingdom  
Phone: (44) (0) 1235 529449  
Free Phone: 0800 37 34 15  
Fax: (44) (0) 1235 533420  
info.EMEA@bio-techne.com

### **General Contact Information**

www.novusbio.com  
Technical Support: technical@novusbio.com  
Orders: orders@novusbio.com  
General: novus@novusbio.com

### **Limitations**

This product is for research use only and is not approved for use in humans or in clinical diagnosis. Primary Antibodies are guaranteed for 1 year from date of receipt.

For more information on our 100% guarantee, please visit [www.novusbio.com/guarantee](http://www.novusbio.com/guarantee)

Earn gift cards/discounts by submitting a review: [www.novusbio.com/reviews/submit/H00007409-M04](http://www.novusbio.com/reviews/submit/H00007409-M04)

Earn gift cards/discounts by submitting a publication using this product:  
[www.novusbio.com/publications](http://www.novusbio.com/publications)

