

Product Datasheet

LXR beta/NR1H2 Antibody (1E1) - Azide and BSA Free H00007376-M04

Unit Size: 0.1 mg

Aliquot and store at -20C or -80C. Avoid freeze-thaw cycles.

www.novusbio.com



technical@novusbio.com

Publications: 2

Protocols, Publications, Related Products, Reviews, Research Tools and Images at:
www.novusbio.com/H00007376-M04

Updated 2/21/2025 v.20.1

Earn rewards for product
reviews and publications.

Submit a publication at www.novusbio.com/publications

Submit a review at www.novusbio.com/reviews/destination/H00007376-M04



H00007376-M04

LXR beta/NR1H2 Antibody (1E1) - Azide and BSA Free

Product Information	
Unit Size	0.1 mg
Concentration	Concentrations vary lot to lot. See vial label for concentration. If unlisted please contact technical services.
Storage	Aliquot and store at -20C or -80C. Avoid freeze-thaw cycles.
Clonality	Monoclonal
Clone	1E1
Preservative	No Preservative
Isotype	IgG2a Kappa
Purity	IgG purified
Buffer	In 1x PBS, pH 7.4

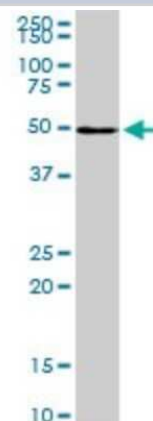
Product Description	
Description	Quality control test: Antibody Reactive Against Recombinant Protein.
Host	Mouse
Gene ID	7376
Gene Symbol	NR1H2
Species	Human, Rat
Specificity/Sensitivity	NR1H2 (1E1)
Immunogen	NR1H2 (AAH07790.1, 1 a.a. ~ 461 a.a) full-length recombinant protein with GST tag. MW of the GST tag alone is 26 KDa. MSSPTTSSLDTPLPGNGPPQPGAPSSSPTVKEEGPEPWPGGPDVPGTDEA SSACSTDWVIPDPEEEPERKRKKGPAPKMLGHELRCVCGDKASGFHYNVLS EGCKGFFRRSVVRGGARRYACRGGGTCQMDAFMRRKCQQCRLRKCKEAGM REQCVLSEEQIRKKKIRKQQQQESQSQSQSPVGPQGSSSSASGPGASPGGSE AGSQSGEGEGVQLTAAQELMIQQLVAAQLQCNKRSFSDQPKVTPWPLGAD PQSRDARQQRFAHFTELAISVQEIVDFAKQVPGFLQLGREDQIALLKASTIEIML LETARRYNHETECITFLKDFTYSKDDFHRAQLQVEFINPIFEFSRAMRRLGLDDA EYALLIAINIFSADRPNVQEPGRVEALQQPYVEALLSYTRIKRPQDQLRFPRMLM KLVSLRTLSSVHSEQVFALRLQDKKLPLLSEIWDVHE
Notes	This product is produced by and distributed for Abnova, a company based in Taiwan.

Product Application Details	
Applications	Western Blot, ELISA, Immunocytochemistry/ Immunofluorescence, Sandwich ELISA
Recommended Dilutions	Western Blot, ELISA, Immunocytochemistry/ Immunofluorescence, Sandwich ELISA
Application Notes	Antibody reactivity against cell lysate for WB. It has been used for IF and ELISA.

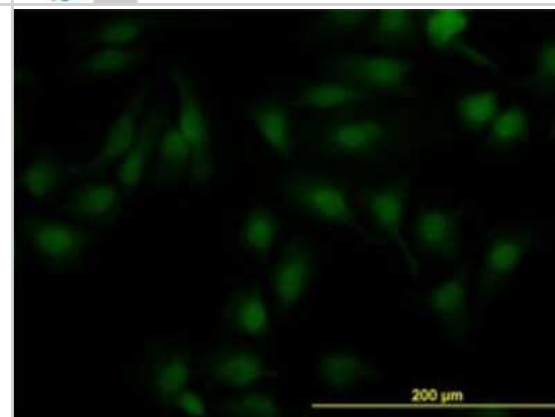


Images

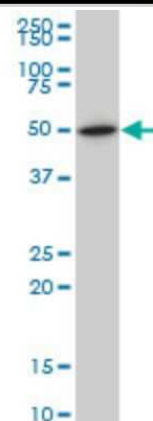
Western Blot: LXR beta/NR1H2 Antibody (1E1) [H00007376-M04] - Analysis of NR1H2 expression in PC-12 (Cat # L012V1).



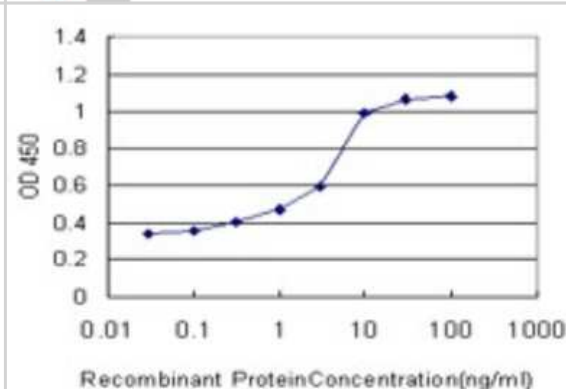
Immunocytochemistry/Immunofluorescence: LXR beta/NR1H2 Antibody (1E1) [H00007376-M04] - Analysis of monoclonal antibody to NR1H2 on HeLa cell. Antibody concentration 10 ug/ml



Western Blot: LXR beta/NR1H2 Antibody (1E1) [H00007376-M04] - Analysis of NR1H2 expression in IMR-32 (Cat # L008V1).



Sandwich ELISA: LXR beta/NR1H2 Antibody (1E1) [H00007376-M04] - Detection limit for recombinant GST tagged NR1H2 is approximately 0.03ng/ml as a capture antibody.



Publications

Dracheva KV, Pobozheva IA, Anisimova KA et Al. Extracellular Vesicles Secreted by Adipose Tissue during Obesity and Type 2 Diabetes Mellitus Influence Reverse Cholesterol Transport-Related Gene Expression in Human Macrophages Int J Mol Sci 2024-06-12 [PMID: 38928163]

Miroshnikova VV, Panteleeva AA, Bazhenova EA et al. [Regulation of ABCA1 and ABCG1 gene expression in the intraabdominal adipose tissue] Biomeditsinskaya Khimiya 2016-07-16 [PMID: 27420620]





Novus Biologicals USA

10730 E. Briarwood Avenue
Centennial, CO 80112
USA
Phone: 303.730.1950
Toll Free: 1.888.506.6887
Fax: 303.730.1966
nb-customerservice@bio-techne.com

Bio-Techne Canada

21 Canmotor Ave
Toronto, ON M8Z 4E6
Canada
Phone: 905.827.6400
Toll Free: 855.668.8722
Fax: 905.827.6402
canada.inquires@bio-techne.com

Bio-Techne Ltd

19 Barton Lane
Abingdon Science Park
Abingdon, OX14 3NB, United Kingdom
Phone: (44) (0) 1235 529449
Free Phone: 0800 37 34 15
Fax: (44) (0) 1235 533420
info.EMEA@bio-techne.com

General Contact Information

www.novusbio.com
Technical Support: nb-technical@bio-techne.com
Orders: nb-customerservice@bio-techne.com
General: novus@novusbio.com

Products Related to H00007376-M04

HAF007	Goat anti-Mouse IgG Secondary Antibody [HRP]
NB720-B	Rabbit anti-Mouse IgG (H+L) Secondary Antibody [Biotin]
NBP1-96981-0.5mg	Mouse IgG2a Kappa Isotype Control (M2AK)
NBP2-55918PEP	LXR beta/NR1H2 Recombinant Protein Antigen

Limitations

This product is for research use only and is not approved for use in humans or in clinical diagnosis. Primary Antibodies are guaranteed for 1 year from date of receipt.

For more information on our 100% guarantee, please visit www.novusbio.com/guarantee

Earn gift cards/discounts by submitting a review: www.novusbio.com/reviews/submit/H00007376-M04

Earn gift cards/discounts by submitting a publication using this product:
www.novusbio.com/publications

