

# Product Datasheet

## UbcH2/UBE2H Antibody (3C4-1A2) - Azide and BSA Free H00007328-M01

Unit Size: 0.1 mg

Aliquot and store at -20C or -80C. Avoid freeze-thaw cycles.

[www.novusbio.com](http://www.novusbio.com)



[technical@novusbio.com](mailto:technical@novusbio.com)

Protocols, Publications, Related Products, Reviews, Research Tools and Images at:  
[www.novusbio.com/H00007328-M01](http://www.novusbio.com/H00007328-M01)

Updated 2/21/2025 v.20.1

Earn rewards for product  
reviews and publications.

Submit a publication at [www.novusbio.com/publications](http://www.novusbio.com/publications)

Submit a review at [www.novusbio.com/reviews/destination/H00007328-M01](http://www.novusbio.com/reviews/destination/H00007328-M01)



**H00007328-M01**

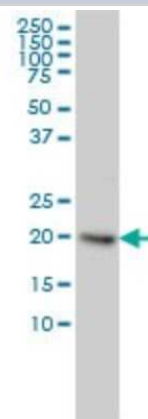
UbcH2/UBE2H Antibody (3C4-1A2) - Azide and BSA Free

Product Information	
Unit Size	0.1 mg
Concentration	Concentrations vary lot to lot. See vial label for concentration. If unlisted please contact technical services.
Storage	Aliquot and store at -20C or -80C. Avoid freeze-thaw cycles.
Clonality	Monoclonal
Clone	3C4-1A2
Preservative	No Preservative
Isotype	IgG2a Kappa
Purity	IgG purified
Buffer	In 1x PBS, pH 7.4
Product Description	
Description	Quality control test: Antibody Reactive Against Recombinant Protein.
Host	Mouse
Gene ID	7328
Gene Symbol	UBE2H
Species	Human
Specificity/Sensitivity	UBE2H - ubiquitin-conjugating enzyme E2H (UBC8 homolog, yeast)
Immunogen	UBE2H (AAH06277, 1 a.a. ~ 183 a.a) full-length recombinant protein with GST tag. MW of the GST tag alone is 26 KDa. MSSPSPGKRRMDTDVVKLIESKHEVTILGGLNEFVVKFYGPQGTPYEGGVWKV RVDLPDKYPFKSPSIGFMNKIFHPNIDEASGTVCCLDVINQWTALYDLTNIFESFL PQLLAYPNPIDPLNGDAAAMYLRPEEYKQKIKEYIQKYATEEALKEQEEGTGD SSSESSMSDFSEDEAQMEL
Notes	This product is produced by and distributed for Abnova, a company based in Taiwan.
Product Application Details	
Applications	Western Blot, ELISA, Immunocytochemistry/ Immunofluorescence, Sandwich ELISA
Recommended Dilutions	Western Blot, ELISA, Immunocytochemistry/ Immunofluorescence, Sandwich ELISA
Application Notes	Antibody reactivity against cell lysate and recombinant protein for WB. It has also been used for IF and ELISA.

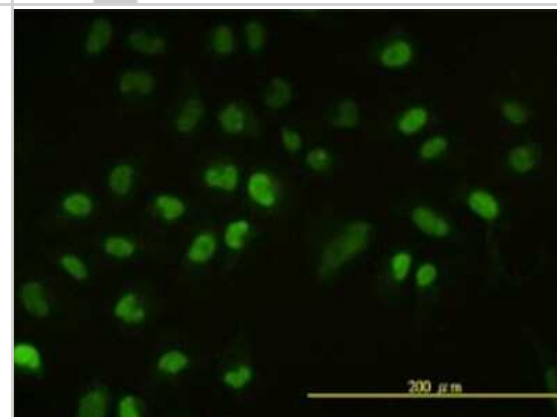


## Images

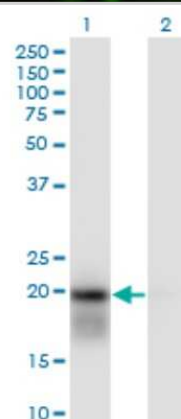
Western Blot: Ubch2/UBE2H Antibody (3C4-1A2) [H00007328-M01] - UBE2H monoclonal antibody (M01), clone 3C4-1A2 Analysis of UBE2H expression in HeLa.



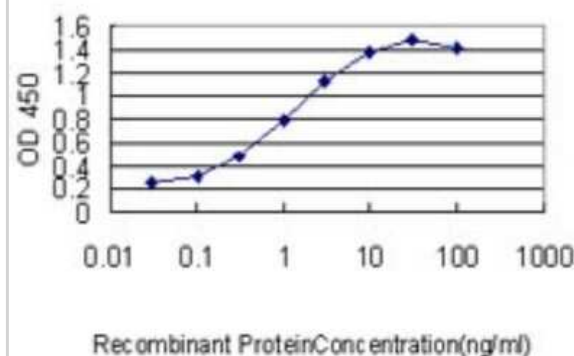
Immunocytochemistry/Immunofluorescence: Ubch2/UBE2H Antibody (3C4-1A2) [H00007328-M01] - Analysis of monoclonal antibody to UBE2H on HeLa cell. Antibody concentration 10 ug/ml.



Western Blot: Ubch2/UBE2H Antibody (3C4-1A2) [H00007328-M01] - Analysis of UBE2H expression in transfected 293T cell line by UBE2H monoclonal antibody (M01), clone 3C4-1A2. Lane 1: UBE2H transfected lysate (20.7 KDa). Lane 2: Non-transfected lysate.



Sandwich ELISA: Ubch2/UBE2H Antibody (3C4-1A2) [H00007328-M01] - Detection limit for recombinant GST tagged UBE2H is approximately 0.03ng/ml as a capture antibody.





### **Novus Biologicals USA**

10730 E. Briarwood Avenue  
Centennial, CO 80112  
USA  
Phone: 303.730.1950  
Toll Free: 1.888.506.6887  
Fax: 303.730.1966  
nb-customerservice@bio-techne.com

### **Bio-Techne Canada**

21 Canmotor Ave  
Toronto, ON M8Z 4E6  
Canada  
Phone: 905.827.6400  
Toll Free: 855.668.8722  
Fax: 905.827.6402  
canada.inquires@bio-techne.com

### **Bio-Techne Ltd**

19 Barton Lane  
Abingdon Science Park  
Abingdon, OX14 3NB, United Kingdom  
Phone: (44) (0) 1235 529449  
Free Phone: 0800 37 34 15  
Fax: (44) (0) 1235 533420  
info.EMEA@bio-techne.com

### **General Contact Information**

[www.novusbio.com](http://www.novusbio.com)  
Technical Support: nb-technical@bio-techne.com  
Orders: nb-customerservice@bio-techne.com  
General: novus@novusbio.com

### **Products Related to H00007328-M01**

HAF007	Goat anti-Mouse IgG Secondary Antibody [HRP]
NB720-B	Rabbit anti-Mouse IgG (H+L) Secondary Antibody [Biotin]
NBP1-96981-0.5mg	Mouse IgG2a Kappa Isotype Control (M2AK)
210-TA-005	TNF-alpha [Unconjugated]

### **Limitations**

This product is for research use only and is not approved for use in humans or in clinical diagnosis. Primary Antibodies are guaranteed for 1 year from date of receipt.

For more information on our 100% guarantee, please visit [www.novusbio.com/guarantee](http://www.novusbio.com/guarantee)

Earn gift cards/discounts by submitting a review: [www.novusbio.com/reviews/submit/H00007328-M01](http://www.novusbio.com/reviews/submit/H00007328-M01)

Earn gift cards/discounts by submitting a publication using this product:  
[www.novusbio.com/publications](http://www.novusbio.com/publications)

