

Product Datasheet

Tryptase alpha/TPS1 Antibody (2A10-B5) H00007177-M01

Unit Size: 0.1 mg

Aliquot and store at -20C or -80C. Avoid freeze-thaw cycles.

www.novusbio.com



technical@novusbio.com

Protocols, Publications, Related Products, Reviews, Research Tools and Images at:
www.novusbio.com/H00007177-M01

Updated 6/27/2023 v.20.1

Earn rewards for product
reviews and publications.

Submit a publication at www.novusbio.com/publications

Submit a review at www.novusbio.com/reviews/destination/H00007177-M01

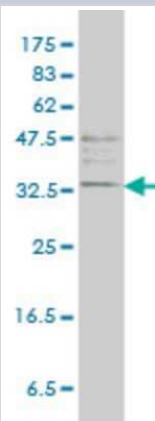


H00007177-M01**Tryptase alpha/TPS1 Antibody (2A10-B5)**

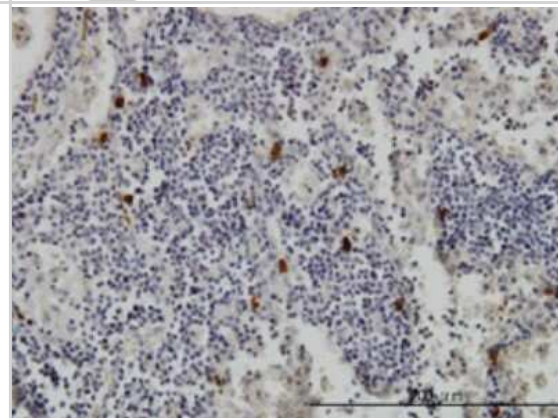
Product Information	
Unit Size	0.1 mg
Concentration	This product is unpurified. The exact concentration of antibody is not quantifiable.
Storage	Aliquot and store at -20C or -80C. Avoid freeze-thaw cycles.
Clonality	Monoclonal
Clone	2A10-B5
Preservative	No Preservative
Isotype	IgG2a Kappa
Purity	Ascites
Buffer	In 1x PBS, pH 7.4
Product Description	
Description	Quality control test: Antibody Reactive Against Recombinant Protein.
Host	Mouse
Gene ID	7177
Gene Symbol	TPSAB1
Species	Human
Specificity/Sensitivity	TPSAB1 - tryptase alpha/beta 1
Immunogen	TPSAB1 (AAH28059, 1 a.a. ~ 275 a.a) full-length recombinant protein with GST tag. MW of the GST tag alone is 26 KDa. MLSLLLLALPVLASPAYAAPAPVQALQQAGIVGGQEAPRSKWPWQVSLRVRD RYWMHFCGGSLIHPQWVLTAAHCLGPDVKDLATLRVQLREQHLYYQDQLLPV SRIIVHPQFYIIQTGADIALLELEEPVNISSRVHTVMLPPASETFFPGMPCWVTG WGDVDNDEPLPPPFPLKQVKVPIMENHICDAKYHLGAYTGDDVRIIRDDMLCA GNTRRDSCQGDSGGPLVCKVNGTWLQAGVVSWDEGCAQPNRPGIYTRVTTY LDWIIHHYVPPKKP
Notes	This product is produced by and distributed for Abnova, a company based in Taiwan.
Product Application Details	
Applications	Western Blot, ELISA, Immunohistochemistry, Immunohistochemistry-Paraffin, Sandwich ELISA
Recommended Dilutions	Western Blot, ELISA, Immunohistochemistry, Immunohistochemistry-Paraffin, Sandwich ELISA
Application Notes	Antibody reactivity against cell lysate and recombinant protein for WB. It has also been used for IHC-P and ELISA.

Images

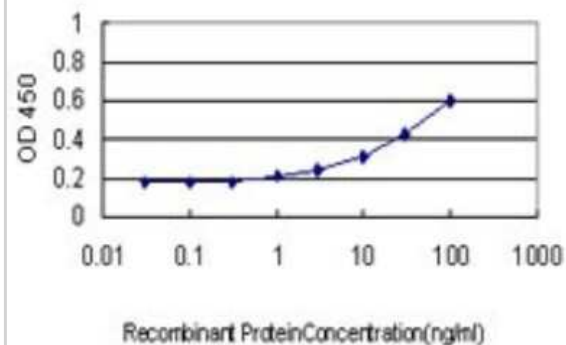
Western Blot: Tryptase alpha/TPS1 Antibody (2A10-B5) [H00007177-M01] - TPSAB1 monoclonal antibody (M01), clone 2A10-B5. Analysis of TPSAB1 expression in K-562.



Immunohistochemistry-Paraffin: Tryptase alpha/TPS1 Antibody (2A10-B5) [H00007177-M01] - Analysis of monoclonal antibody to TPSAB1 on formalin-fixed paraffin-embedded human lymph node. Antibody concentration 1 ug/ml.



Sandwich ELISA: Tryptase alpha/TPS1 Antibody (2A10-B5) [H00007177-M01] - Detection limit for recombinant GST tagged TPSAB1 is approximately 0.3ng/ml as a capture antibody.





Novus Biologicals USA

10730 E. Briarwood Avenue
Centennial, CO 80112
USA

Phone: 303.730.1950
Toll Free: 1.888.506.6887
Fax: 303.730.1966
novus@novusbio.com

Bio-Techne Canada

21 Canmotor Ave
Toronto, ON M8Z 4E6
Canada

Phone: 905.827.6400
Toll Free: 855.668.8722
Fax: 905.827.6402
canada.inquires@bio-techne.com

Bio-Techne Ltd

19 Barton Lane
Abingdon Science Park
Abingdon, OX14 3NB, United Kingdom

Phone: (44) (0) 1235 529449
Free Phone: 0800 37 34 15
Fax: (44) (0) 1235 533420
info.EMEA@bio-techne.com

General Contact Information

www.novusbio.com
Technical Support: technical@novusbio.com
Orders: orders@novusbio.com
General: novus@novusbio.com

Limitations

This product is for research use only and is not approved for use in humans or in clinical diagnosis. Primary Antibodies are guaranteed for 1 year from date of receipt.

For more information on our 100% guarantee, please visit www.novusbio.com/guarantee

Earn gift cards/discounts by submitting a review: www.novusbio.com/reviews/submit/H00007177-M01

Earn gift cards/discounts by submitting a publication using this product:
www.novusbio.com/publications

