

# Product Datasheet

## Beta Ig-h3/TGFBI Antibody

### H0007045-D01P

Unit Size: 0.1 mg

Aliquot and store at -20C or -80C. Avoid freeze-thaw cycles.

[www.novusbio.com](http://www.novusbio.com)



[technical@novusbio.com](mailto:technical@novusbio.com)

Protocols, Publications, Related Products, Reviews, Research Tools and Images at:  
[www.novusbio.com/H0007045-D01P](http://www.novusbio.com/H0007045-D01P)

Updated 6/27/2023 v.20.1

Earn rewards for product  
reviews and publications.

Submit a publication at [www.novusbio.com/publications](http://www.novusbio.com/publications)

Submit a review at [www.novusbio.com/reviews/destination/H0007045-D01P](http://www.novusbio.com/reviews/destination/H0007045-D01P)



**H00007045-D01P**

Beta Ig-h3/TGFBI Antibody

| Product Information |  |
|---------------------|--|
| Unit Size           | 0.1 mg   |
| Concentration       | Concentrations vary lot to lot. See vial label for concentration. If unlisted please contact technical services. |
| Storage             | Aliquot and store at -20C or -80C. Avoid freeze-thaw cycles.   |
| Clonality           | Polyclonal   |
| Preservative        | No Preservative  |
| Isotype             | IgG  |
| Purity              | Protein G purified   |
| Buffer              | PBS (pH 7.4)   |


| Product Description |  |
|---------------------|--|
| Description         | Quality control test: Antibody reactive against mammalian transfected lysate.  |
| Host                | Rabbit   |
| Gene ID             | 7045   |
| Gene Symbol         | TGFBI  |
| Species             | Human  |
| Immunogen           | TGFBI (AAH00097.1, 1 a.a. - 683 a.a.) full-length human protein.<br>MALFVRLALALALALGPAATLAGPAKSPYQLVLQHSRLRGRQHGPNVCAVQK<br>VIGTNRKYFTNCKQWYQRKICGKSTVISYECCPGYEKVPGEKGCPAALPLSNL<br>YETLGVVGSTTTQLYTDREKLRPEMEGPGSFTIFAPSNEAWASLPAEVLDSL<br>SNVNIELLNALRYHMVGRRLTDELKHGMTLTSMYQNSNIQIHHPNGIVTVNC<br>ARLLKADHHATNGVVHLIDKVISTITNNIQQIIEIDTFETLRAAVAASGLNTMLEG<br>NGQYTLLAPTNEAFEKIPSETLNRILGDPEALRDLLNNHILKSAMCAEAIVAGLSV<br>ETLEGTTLLEVGCSDMLTINGKAIISNKDILATNGVIHYIDELLIPDSAKTLFELAA<br>ESDVSTAILFRQAGLGNHLSGSRLLTLLAPLNSVFKDGTTPPIDAHRNLLRNHII<br>KDQLASKYLYHGQTLETLGKKLRVFVYRNSLCIENS CIAAHDKRGRYGTLFMT<br>DRVLTTPMGTVM DVLKGDNRFSMLVAAIQSAGLTETLNREGVYTVFAPTNEAF<br>RALPPRERSRLLGDAKELANILKYHIGDEILVSGGIGALVRLKSLQGDKLEVSLK<br>NNVSVNKEPVAEPDIMATNGVVHVITNVLQPPANRPQERGDELADSALEIFKQ<br>ASAFSRASQRSVRLAPVYQKLLERMKH |
| Notes               | This product is produced by and distributed for Abnova, a company based in Taiwan.   |

| Product Application Details |   |
|-----------------------------|---|
| Applications                | Western Blot                            |
| Recommended Dilutions       | Western Blot                            |
| Application Notes           | It has been used for WB and Functional. |




**Images**

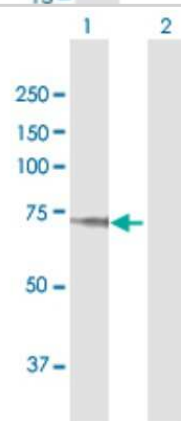
Western Blot: Beta Ig-h3/TGFBI Antibody [H00007045-D01P] - Analysis of TGFBI expression in human pancreas.



Western Blot: Beta Ig-h3/TGFBI Antibody [H00007045-D01P] - Analysis of TGFBI expression in HeLa.



Western Blot: Beta Ig-h3/TGFBI Antibody [H00007045-D01P] - Analysis of TGFBI expression in transfected 293T cell line by TGFBI polyclonal antibody. Lane 1: TGFBI transfected lysate (74.70 KDa). Lane 2: Non-transfected lysate.





### **Novus Biologicals USA**

10730 E. Briarwood Avenue  
Centennial, CO 80112  
USA

Phone: 303.730.1950  
Toll Free: 1.888.506.6887  
Fax: 303.730.1966  
novus@novusbio.com

### **Bio-Techne Canada**

21 Canmotor Ave  
Toronto, ON M8Z 4E6  
Canada

Phone: 905.827.6400  
Toll Free: 855.668.8722  
Fax: 905.827.6402  
canada.inquires@bio-techne.com

### **Bio-Techne Ltd**

19 Barton Lane  
Abingdon Science Park  
Abingdon, OX14 3NB, United Kingdom

Phone: (44) (0) 1235 529449  
Free Phone: 0800 37 34 15  
Fax: (44) (0) 1235 533420  
info.EMEA@bio-techne.com

### **General Contact Information**

www.novusbio.com  
Technical Support: technical@novusbio.com  
Orders: orders@novusbio.com  
General: novus@novusbio.com

### **Limitations**

This product is for research use only and is not approved for use in humans or in clinical diagnosis. Primary Antibodies are guaranteed for 1 year from date of receipt.

For more information on our 100% guarantee, please visit [www.novusbio.com/guarantee](http://www.novusbio.com/guarantee)

Earn gift cards/discounts by submitting a review: [www.novusbio.com/reviews/submit/H00007045-D01P](http://www.novusbio.com/reviews/submit/H00007045-D01P)

Earn gift cards/discounts by submitting a publication using this product:  
[www.novusbio.com/publications](http://www.novusbio.com/publications)

