

# Product Datasheet

## Beta Ig-h3/TGFBI Antibody

### H0007045-B01P

Unit Size: 0.05 mg

Aliquot and store at -20C or -80C. Avoid freeze-thaw cycles.

[www.novusbio.com](http://www.novusbio.com)



[technical@novusbio.com](mailto:technical@novusbio.com)

#### Publications: 2

Protocols, Publications, Related Products, Reviews, Research Tools and Images at:  
[www.novusbio.com/H0007045-B01P](http://www.novusbio.com/H0007045-B01P)

Updated 6/27/2023 v.20.1

Earn rewards for product  
reviews and publications.

Submit a publication at [www.novusbio.com/publications](http://www.novusbio.com/publications)

Submit a review at [www.novusbio.com/reviews/destination/H0007045-B01P](http://www.novusbio.com/reviews/destination/H0007045-B01P)



**H00007045-B01P**

Beta Ig-h3/TGFBI Antibody

Product Information	
Unit Size	0.05 mg
Concentration	Concentrations vary lot to lot. See vial label for concentration. If unlisted please contact technical services.
Storage	Aliquot and store at -20C or -80C. Avoid freeze-thaw cycles.
Clonality	Polyclonal
Preservative	No Preservative
Isotype	IgG
Purity	Protein A purified
Buffer	PBS (pH 7.4)


Product Description	
Description	Quality control test: Antibody reactive against mammalian transfected lysate.
Host	Mouse
Gene ID	7045
Gene Symbol	TGFBI
Species	Human
Specificity/Sensitivity	TGFBI - transforming growth factor, beta-induced, 68kDa,
Immunogen	TGFBI (AAH00097, 1 a.a. - 683 a.a.) full-length human protein. MALFVRLALALALALGPAATLAGPAKSPYQLVLQHSRLRGRQHGPVCAVQK VIGTNRKYFTNCKQWYQRKICGKSTVISYECCPGYEKVPGEKGC PAALPLSNL YETLGVVGSTTTQLYTDREKLRPEMEGPGSFTIFAPSNEAWASLPAEVLDSL SNVNIELLNALRYHMVGRRVLTDELKHGMTLTSMYQNSNIQIHYPNGIVTVNC ARLLKADHHATNGVVHLIDKVI TITNIIQII EIEDTFETLRAAVAASGLNTMLEG NGQYTLLAPTNEAFEKIPSETLNRILGDPEALRDLLNNHILKSAMCAEAI VAGLSV ETLEGTTLLEVGCSDMLTINGKAIISNKDILATNGVIHYIDELLIPDSAKTLFELAA ESDVSTAI DFRQAGLGNHLSG SERL TLLAPLNSVFKDGT PPIDAHTRNLLRNHII KDQLASKYLYHGQTLET LGGKLRV FVYRNSLCIENSCIAAHDKRGRYGT LFTM DRVLT PPMGTVM DVLKGDNRFSMLVAAIQSAGLTETLNREGVYTVFAPTNEAF RALPPRERSRLLGDAKELANILKYHIGDEILVSGGIGALVRLKSLQGDKLEVSLK NNVSVNKEPVAEPDIMATNGVVHVITNVLQPPANRPQERGDELADSALEIFKQ ASAFSRASQRSVRLAPVYQKLLERMKH
Notes	This product is produced by and distributed for Abnova, a company based in Taiwan.

Product Application Details	
Applications	Western Blot
Recommended Dilutions	Western Blot
Application Notes	Antibody reactivity against transfected lysate and tissue lysate for WB. It has been used for ELISA.




**Images**

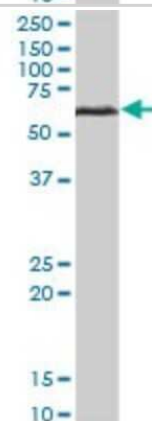
Western Blot: Beta Ig-h3/TGFBI Antibody [H00007045-B01P] - Analysis of TGFBI expression in human pancreas.



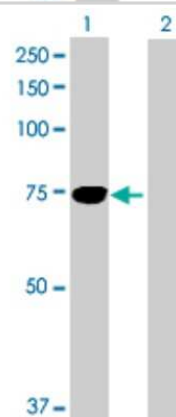
Western Blot: Beta Ig-h3/TGFBI Antibody [H00007045-B01P] - Analysis of TGFBI expression in HeLa.



Western Blot: Beta Ig-h3/TGFBI Antibody [H00007045-B01P] - Analysis of TGFBI expression in human liver.



Western Blot: Beta Ig-h3/TGFBI Antibody [H00007045-B01P] - Analysis of TGFBI expression in transfected 293T cell line by TGFBI polyclonal antibody. Lane 1: TGFBI transfected lysate(75.13 KDa). Lane 2: Non-transfected lysate.



## Publications

Sutcliffe M, Galvao R, Wang L, et al. Premalignant Nf1, Trp53-null Oligodendrocyte Precursor Cells Become Stalled in a Heterogeneous State of Replication Stress Before Gliomagenesis bioRxiv 2020-04-01

Han YP, Sim AJ, Vora SC, Huang AJ. Unique TGFBI Protein in Lattice Corneal Dystrophy. Invest Ophthalmol Vis Sci. 2011-10-28 [PMID: 21948648]



### Novus Biologicals USA

10730 E. Briarwood Avenue  
Centennial, CO 80112  
USA  
Phone: 303.730.1950  
Toll Free: 1.888.506.6887  
Fax: 303.730.1966  
novus@novusbio.com

### Bio-Techne Canada

21 Canmotor Ave  
Toronto, ON M8Z 4E6  
Canada  
Phone: 905.827.6400  
Toll Free: 855.668.8722  
Fax: 905.827.6402  
canada.inquires@bio-techne.com

### Bio-Techne Ltd

19 Barton Lane  
Abingdon Science Park  
Abingdon, OX14 3NB, United Kingdom  
Phone: (44) (0) 1235 529449  
Free Phone: 0800 37 34 15  
Fax: (44) (0) 1235 533420  
info.EMEA@bio-techne.com

### General Contact Information

www.novusbio.com  
Technical Support: technical@novusbio.com  
Orders: orders@novusbio.com  
General: novus@novusbio.com

### Limitations

This product is for research use only and is not approved for use in humans or in clinical diagnosis. Primary Antibodies are guaranteed for 1 year from date of receipt.

For more information on our 100% guarantee, please visit [www.novusbio.com/guarantee](http://www.novusbio.com/guarantee)

Earn gift cards/discounts by submitting a review: [www.novusbio.com/reviews/submit/H00007045-B01P](http://www.novusbio.com/reviews/submit/H00007045-B01P)

Earn gift cards/discounts by submitting a publication using this product:  
[www.novusbio.com/publications](http://www.novusbio.com/publications)

